




HAMILTON POLICE SERVICE

INFORMATION REPORT

TO:	Chair and Members Hamilton Police Services Board
BOARD MEETING DATE:	April 23, 2021
SUBJECT:	Year End Report – Hate/ Bias Crimes 2020
REPORT NUMBER:	21-042
SUBMITTED BY:	Ryan Diodati, Acting Chief of Police
SIGNATURE:	

EXECUTIVE SUMMARY

The Hamilton Police Service Hate Crime Unit annually completes a report which summarizes the previous year's hate and bias related incidents, that have taken place in our community. This statistical report includes all the incidents reported to the Hamilton Police Service in the year 2020.

INFORMATION

The Hate Crime Unit operates as part of the Intelligence Branch in the Investigative Services Division. The Hate Crime Unit was established in 2003 and their mandate is to investigate incidents where hate or bias has been identified as a precipitating component in the commission of a criminal offence or in an incident affecting the wider community.

The Hamilton Police Hate Crime Statistical Report is an annual report that provides statistical data about criminal offences that are committed against persons or property and are motivated by the victim's race, religion, ethnicity, colour, sexual orientation, mental or physical disability, age, gender identity or expression, or other similar factors".

This report explains the mandate for the Hamilton Police Service Hate Crime Unit and the data based on hate crime reported to the Hamilton Police Service from January 1, 2020 to December 31, 2020.

In 2020, there were a total of 80 hate / bias incidents reported to the Hamilton Police Service. This number represents both the hate / bias incidents and criminal offences.

In comparison to 2019, this represents a decrease of 13.1 percent.

Vision: To be a trusted partner in delivering public safety.

Mission: To serve and protect in partnership with our communities.

Our Values: Compassionate, Dedicated, Inclusive, Integrity, Innovative, Professional, Teamwork

In 2020, the Hamilton Police Service launched a new online hate / bias reporting system, to allow our citizens to file a report online. A total of 108 reports were submitted using this new tool, with 22 of these reports meeting the criteria for Hate / Bias reporting.

APPENDICES AND SCHEDULES ATTACHED:

Appendix A - 2020 Hate/Bias Statistical Report

Vision: To be a trusted partner in delivering public safety.

Mission: To serve and protect in partnership with our communities.

Our Values: Compassionate, Dedicated, Inclusive, Integrity, Innovative, Professional, Teamwork



Hamilton Police Service

2020 Hate/Bias Statistical Report

**Prepared By: A/Det. Fabiano Mendes
Hate Crime & Extremism Unit – Investigative Services Division**

TABLE OF CONTENTS

Executive Summary Page 3

Introduction Page 4

Statistical Overview Page 5

Total Event Classification Page 6

Online Reporting Page 7

Victimization by Identified Group Page 8

Divisional Breakdown Page 11

Hate/Bias Motivated Crimes Page 12

Divisional Breakdown Page 14

Conclusion Page 14

EXECUTIVE SUMMARY

The Hamilton Police Hate Crime Statistical Report is an annual report that provides statistical data about criminal offences that are committed against persons or property and are motivated by the victim's race, religion, ethnicity, colour, sexual orientation, mental or physical disability, age, gender identity or expression, or other similar factors.

The report explains the mandate for the Hamilton Police Service Hate Crime Unit (HCU) and the data based on hate crimes reported to Hamilton Police Service from January 1, 2020 to December 31, 2020.

The report also provides an overview of the training and education that was provided to Hamilton Police Service members with respect to hate crime, as well as the various community outreach initiatives that were undertaken by the HCU.

In 2020, there were a total of **80** hate/bias incidents reported to Hamilton Police Service. This number represents both suspected hate/bias incidents and criminal offences. In comparison to 2019, this represents a decrease of **13.1** per cent. Over the past 8 years, the average number of reported hate crimes is approximately **121.2** per year. The number of hate crime-related arrests decreased to five from seven in 2019.

All events were classified by the HCU Investigator based on the information provided by the investigating officers or by the individual(s) directly involved. The classification and breakdown of the 2020 incidents are as follows:

Classification	Number
Hate/Bias Crimes	8
Hate/Bias Incidents (Overtones)	72

The majority of reported incidents were directly related to racial bias, followed by religion and sexual orientation. In 2020, the Black community, the Jewish community and the 2S and LGBTQIA+ community were the groups most frequently victimized.

Data within the report was gathered from crimes and incidents reported to Hamilton Police. While the HCU encourages the community to report all incidents, the service is aware not all incidents are reported to police.

There are several reasons why hate/bias incidents are not reported. For example, people may feel the crime was not important or the chances of the police apprehending the suspect are low. Some victims see the incident as a personal matter, since it may involve family or colleagues, or there may be a feeling of blame and/or embarrassment about being targeted. Furthermore, the victim may not understand that they have been victimized or they may endeavor to solve the issue themselves. Previous negative experiences with the police and judicial system, whether in Canada or overseas, may also affect the willingness of a victim to report to police.

Reporting hate crimes is an important step in stopping the cycle of hatred and preventing others from being victimized. It is also important for police to be aware of hate crimes so an analysis can be done to ensure actions are taken, including assigning appropriate resources to make our community safer.

Building strong, positive relationships between Hamilton Police and Hamilton's diverse communities is important in helping victims feel more comfortable in reporting incidents to police. Unfortunately, due to ongoing pandemic, in 2020 the HCU was not able to present to various religious and minority groups in Hamilton. The HCU is striving to continue this outreach program in 2021 in order to address citizens' concerns and encourage reporting and information sharing.

INTRODUCTION

HCU operates as part of the Intelligence Branch in the Investigative Services Division. The HCU was established in 2003 and investigates incidents where hate or bias has been identified as a precipitating component in the commission of a criminal offence or in an incident affecting the wider community.

The HCU has been mandated to:

- Conduct investigations, arrest offenders and prepare cases for court in relation to hate propaganda offences;
- Provide investigative support and specialized skills to officers in all other sections of Hamilton Police Service who are involved in the investigation of hate/bias crimes;
- Collect intelligence and maintain intelligence files to enable the monitoring and tracking of known, active hate groups and individuals;
- Liaise with other police services to ensure the exchange of relevant information pertaining to hate/bias crimes and groups;
- Work closely with the Community Relations Coordinator and act as a resource to community groups, assisting with education and crime prevention in the area of hate/bias crimes;
- Maintain and track all reported hate/bias incidents for statistical purposes; and,
- Develop and implement internal and external training on hate-based crime.

Hate Crime/Extremism Investigative Team (HCEIT) of Ontario

In 2003, the Hamilton, Guelph, London, Ottawa and Waterloo Regional Police Services, in partnership with the Ministry of Community Safety and Correctional Services, came together and formed the Hate Crime Extremism Investigative Team (HCEIT).

The team has since expanded to include a total of 15 police agencies across Southern Ontario.

The HCU meets quarterly with HCEIT members to discuss trends and concern across the province, discuss new initiatives and exchange intelligence. Member services include:

- Hamilton Police Service
- Brantford Police Service
- Durham Regional Police Service
- Guelph Police Service
- Halton Regional Police Service
- London Police Service
- Niagara Regional Police Service
- Ontario Provincial Police Service
- Ottawa Police Service

- Peel Regional Police
- Stratford Police Service
- Toronto Police Service
- Waterloo Regional Police Service
- Woodstock Police Service
- York Regional Police

In 2021, 3 additional services will be joining HCEIT: Kingston Police, Greater Sudbury Police Service and Windsor Police Service.

STATISTICAL OVERVIEW

In 2020, the HCU received and classified a total of 80 hate/bias related incidents.

The overall number of police-reported incidents fell from 92 to 80, which represents a decrease of 13.1 per cent over the previous year. Of this total number of reported incidents, eight were crimes that fell within the parameters of a hate/bias crime as defined below. This is the same number of reported hate/bias criminal offences in 2019.

Classification	2019	2020
Hate/Bias Crimes	8	8
Hate/Bias Incidents (Overtones)	84	72
Total	92	80

Reported events were classified according to the following definitions:

Hate/Bias Crime

Includes any criminal offence where there is evidence to prove that the offence was motivated solely, or in part, because of a bias or prejudice, based on the victim's race, national or ethnic origin, language, colour, religion, sex, age, mental or physical disability, sexual orientation, gender identity or expression, or any other similar factor. Includes all Hate Propaganda offences.

Hate/Bias Incident (Overtones)

Can include any incident that involves hate or bias towards any member of the public because of their race, national or ethnic origin, language, colour, religion, sex, age, mental or physical disability, sexual orientation, gender identity or expression, or any other similar factor. These incidents cannot be proven to have been motivated solely or in part because of the person's bias/prejudice towards the victim, but include some type of racial overtone.

Note: It should be noted that all hate/bias crimes are hate/bias incidents, but not all hate/bias incidents are classified as hate/bias crimes.

TOTAL EVENT CLASSIFICATION BREAKDOWN

The reported event types were broken down by category for hate/bias motivated crimes and hate/bias overtone. Event types included identified offences in the Criminal Code of Canada, and non-criminal call types to which the Hamilton Police Service responded for service (Figure 1).

**Total Event Classification Breakdown
2020**

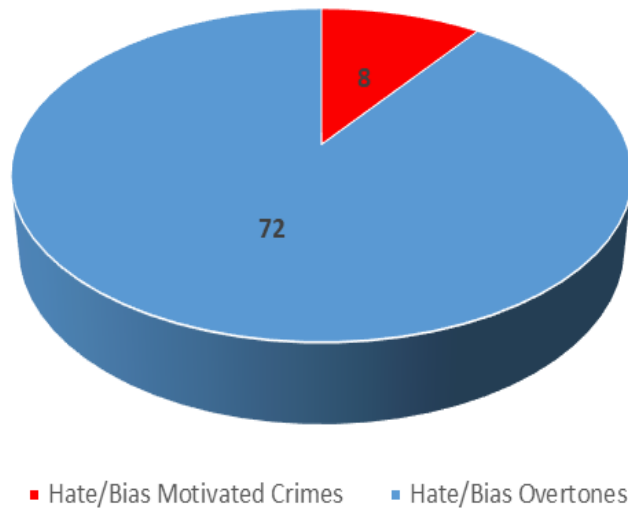


Figure 1

Table 1: 2020 – Total Incident Breakdown by Type and Category

All Categories

Category	Hate/Bias Overtones	Hate/Bias Motivated Crimes	Total
Age (AG)	0	0	0
Disability (DI)	0	0	0
Gender Identity (GI)	3	0	0
Sexual Orientation (SO)	1	1	2
Similar Factor (SF)	0	0	0
Racial Bias (RA)	38	6	44
Religion (RE)	30	1	31
Total	72	8	80

The highest numbers of reported incidents were directly related to racial bias.

ONLINE REPORTING

On March 10th 2020, the Hamilton Police Service launched a new online hate/bias reporting tool. Recognizing that Hate Crime are generally under reported, we wanted to provide our citizens with a tool that allowed them to report hate/bias incidents if they did not feel comfortable or could not attend a police station.

A total of 108 reports were submitted under the category of Mischief/Hate Bias between March, 2020 and December 31, 2020

Out of the 108 reports, 22 reports met the criteria for Hate/Bias reporting.

Breakdown of the 22 reports

0 reports were classified as HATE/BIAS MOTIVATED CRIME

10 reports were classified as INCIDENT (HATE/BIAS OVERTONES). Out of the 10 reports, 8 were graffiti-related incidents.

12 reports were classified as INCIDENT ONLY - (Includes incidents that occurred at a place of worship, a private dwelling house or business belonging to a member of an identifiable group. The motivation is ambiguous and there is no information/evidence to suggest that the incident occurred due to a hate bias.

The screenshot shows the Hamilton Police Service logo and the slogan "Together. Stronger. Safer." with the non-emergency contact number 905.546.4925. The page title is "Hate Crime / Hate Incident". A breadcrumb trail shows the navigation path: Start > Yourself > Incident > Person > Vehicle > Narrative > Review > Finish. The current page is "Hate Crime / Hate Incident".

Definition	Includes any criminal offence where there is information to illustrate that the offence was motivated solely, or in part, because of a bias or prejudice, based on the victim's race, national or ethnic origin, language, colour, religion, sex, age, mental or physical disability, sexual orientation, gender identity or expression, or any other similar factor. Includes all Hate Propaganda offences. A hate/bias incident may be motivated by the same factors but does not reach the threshold of a criminal offence. These incidents may include name calling, racial insults, or the distribution of material containing hateful language.
Examples	<ul style="list-style-type: none">• Someone draws a swastika on a building or a vehicle.• A threat is made to a person because of their religion, ethnicity, gender or age.• A person is physically assaulted because of the colour of their skin or sexual orientation.

Confirm Question(s)

Did the damage or mischief involve the use of a gun (including BB gun, pellet gun, paintball gun, etc.)? Yes No

<<<< Back Continue >

Total event breakdown – Victimization by Group

Racial Bias

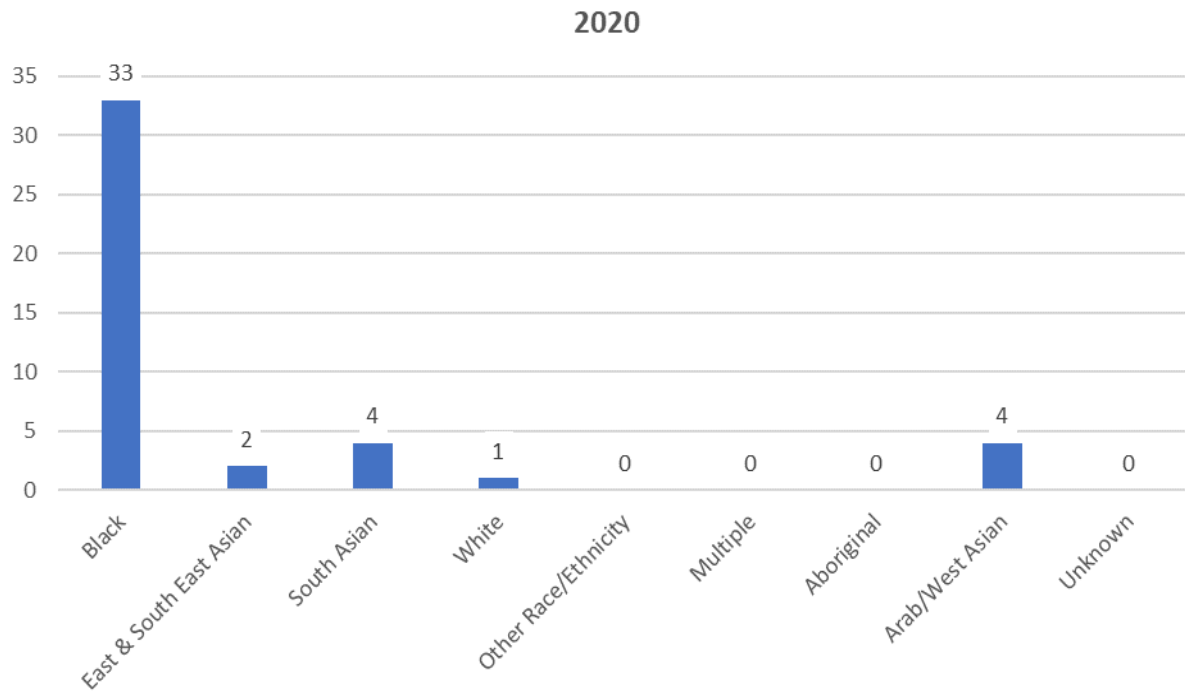


Figure 2

The chart displays reported hate/bias incidents broken down by race/ethnicity (Figure 2). In 2020, the Black community was the most targeted group with 33 incidents. In comparison, there were 34 hate/bias incidents targeting the Black community in 2019. This represents a 2.95 per cent decrease in reported hate/bias motivated incidents from the previous year.

Religion

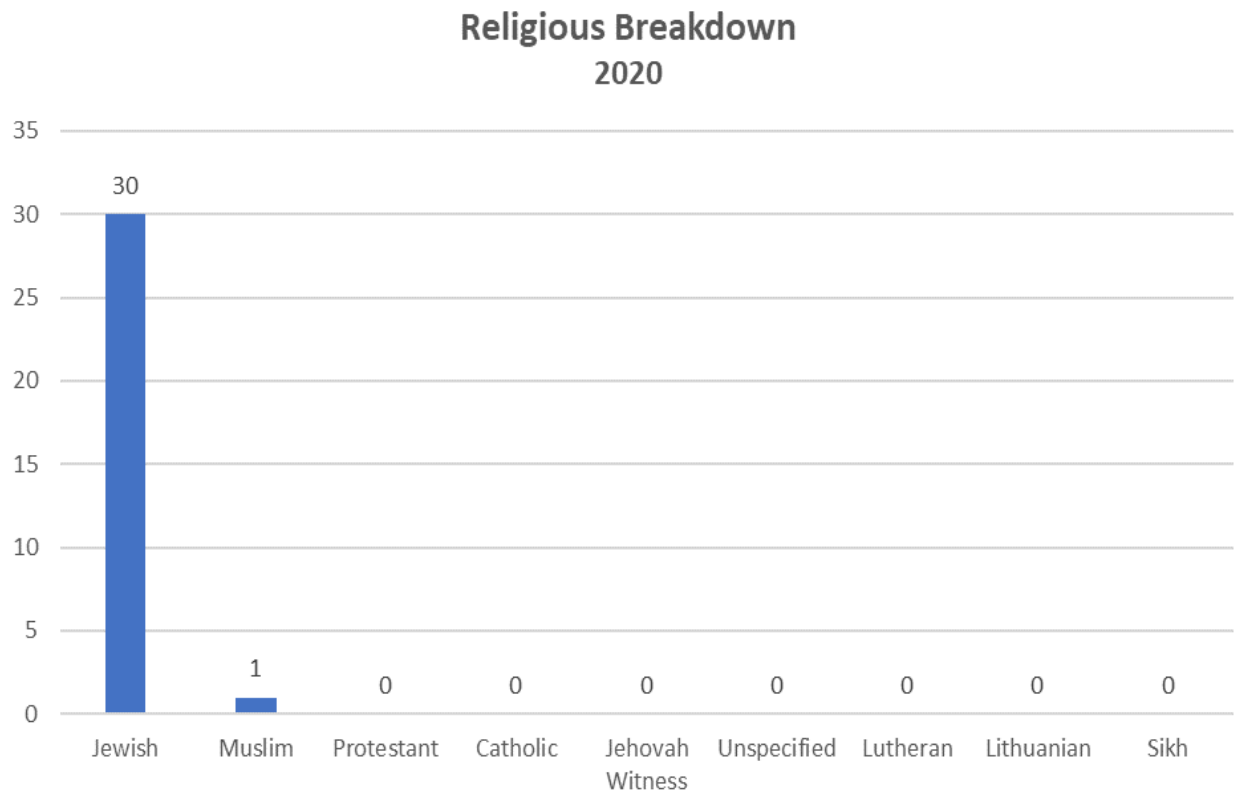


Figure 3

Increase of 3.4% targeting members of the Jewish community

Decrease of 87.5 % targeting member of the Islamic community

The chart displays reported hate/bias incidents broken down by religion (*Figure 3*). In 2020, members of the Jewish community were the most targeted group in the religious category with 30 incidents, followed by members of the Islamic community with 1 incidents. In 2019, there were 29 hate/bias incidents targeting the Jewish community and 8 incidents targeting members of the Islamic community. This represents an increase of 3.4 per cent reported hate/bias incidents targeting the Jewish community, and a decrease of 87.5 per cent targeting members of the Islamic community.

Sexual Orientation and Gender Identity (Self-Identification)

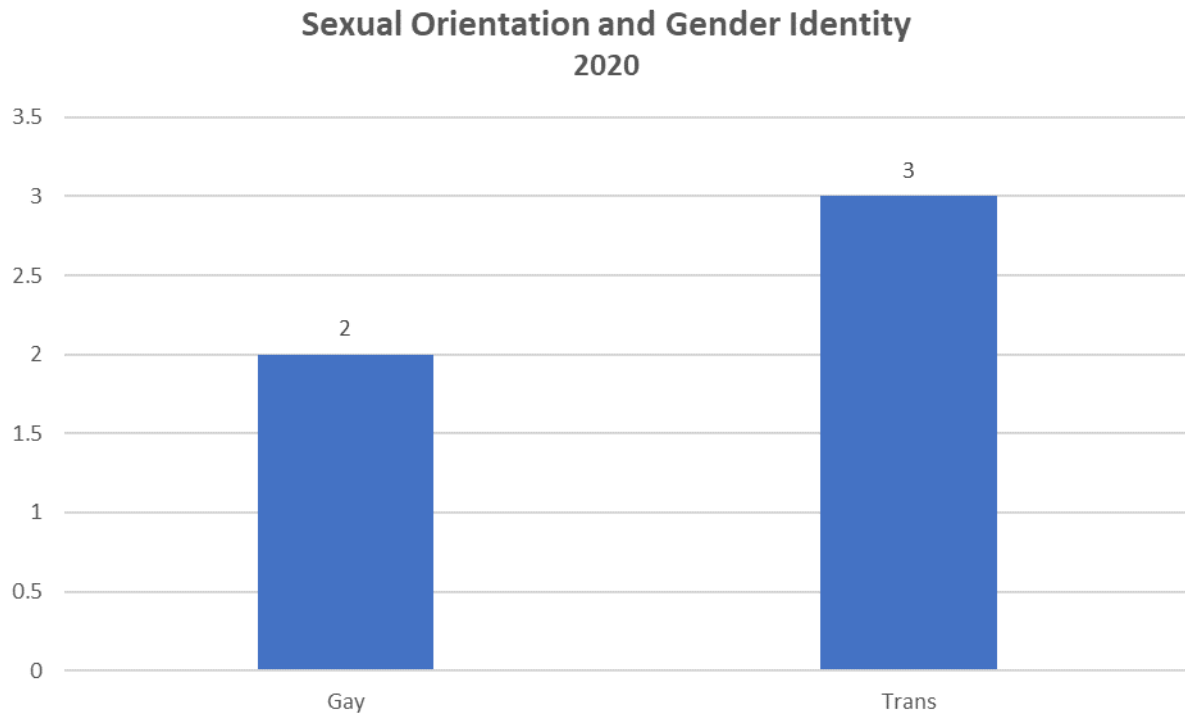


Figure 4

Decrease of 75% of reported incidents targeting individuals self-identifying as gay men.

Decrease of 25% of reported incidents targeting individuals self-identifying as transgender.

The chart displays reported hate/bias incidents broken down by sexual orientation and gender identity (Figure 4). In 2020, members of the 2S and LGBTQIA+ community specifically the transgender community were the most targeted group with 3 incidents. There were 2 incidents involving persons self-identified as gay men. In 2019, the number of hate/bias incidents targeting the 2S and LGBTQ+ community, specifically members self-identifying as gay men, was 8. The number of incidents targeting community members that self-identified as transgender was 4. There was a 75 per cent decrease compared to 2019 of reported incidents targeting individuals self-identifying as gay men. There was a 25 per cent decrease compared to 2019 of reported incidents targeting individuals self-identified as transgender.

DIVISIONAL BREAKDOWN

The following chart outlines a breakdown of hate/bias incidents by Division.

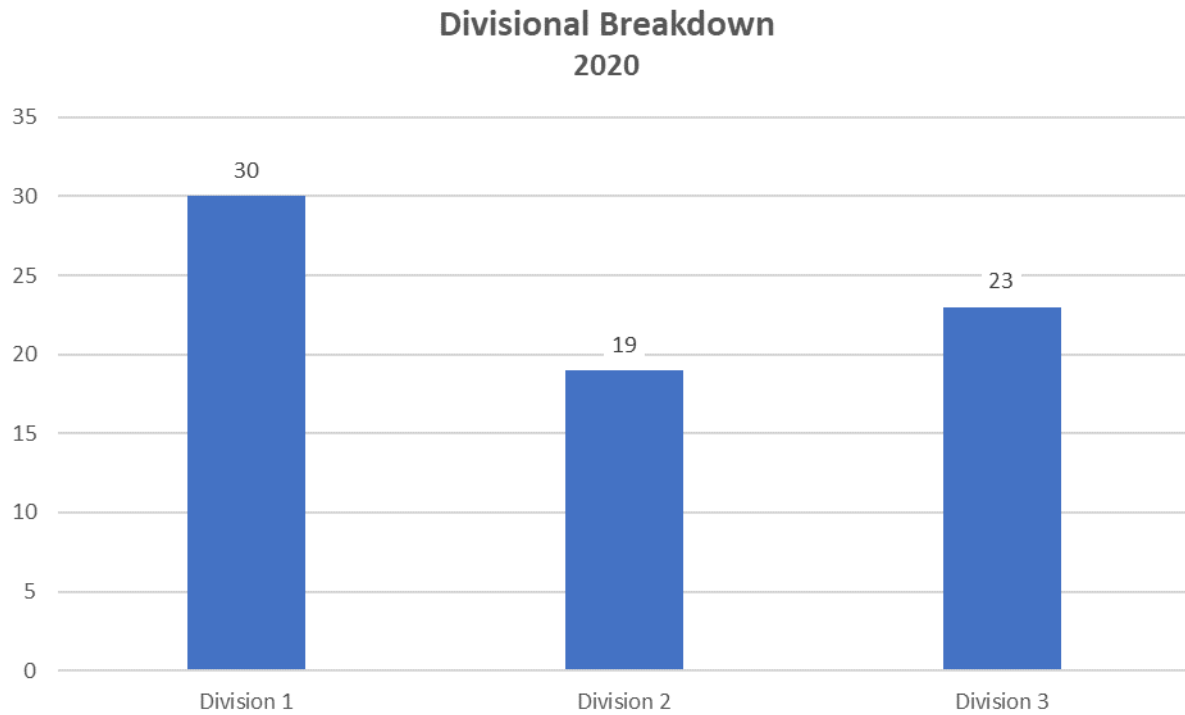


Figure 5

In 2020, 25 hate/bias incidents were recorded in Division One, 14 in Division Two and 15 in Division Three (*Figure 5*).

HATE/BIAS MOTIVATED CRIMES

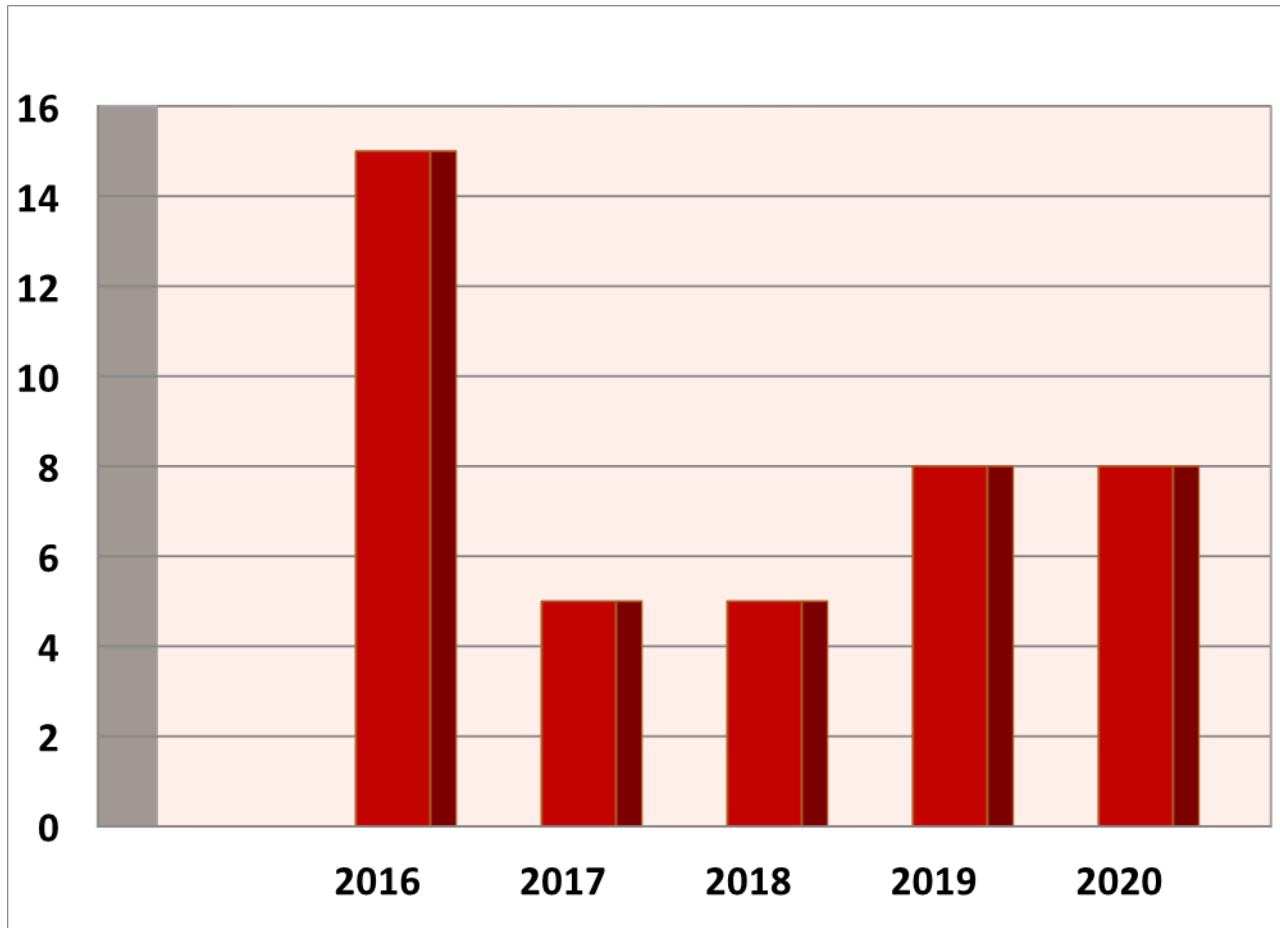


Figure 6

Eight of the total reported events involved offences that were classified as hate/bias motivated crimes. The chart shows the number of hate/bias crimes reported annually over the last 5-year-period (Figure 6).

The chart below breaks down the eight 2020 hate/bias motivated crimes by type and category (Table 2).

Table 2

Identified Hate Crime Breakdown by Type and Category								
Offence	AG	DI	GI	SO	SF	RA	RE	Total
Arson								
Assault 1						4		4
Assault with Weapon				1		2		3
Break and Enter								
Cause Disturbance								
Criminal Harassment							1	1
Dangerous Operation of MV								
Domestic								
Harassing Calls								
Neighbour Dispute								
Mischief (Graffiti)								
Mischief Under								
Sexual Assault								
Suspicious Circumstance								
Theft Over								
Theft Under								
Trespass								
Utter Threat								
Wilful Promotion of Hatred								
Total				1		6	1	8

Legend

- AG - Age
- DI - Disability
- GI - Gender Identity
- SO - Sexual Orientation
- SF - Similar Factor
- RA - Race/Ethnicity
- RE - Religion

DIVISIONAL BREAKDOWN

The following chart outlines a breakdown of hate/bias crimes by Division.

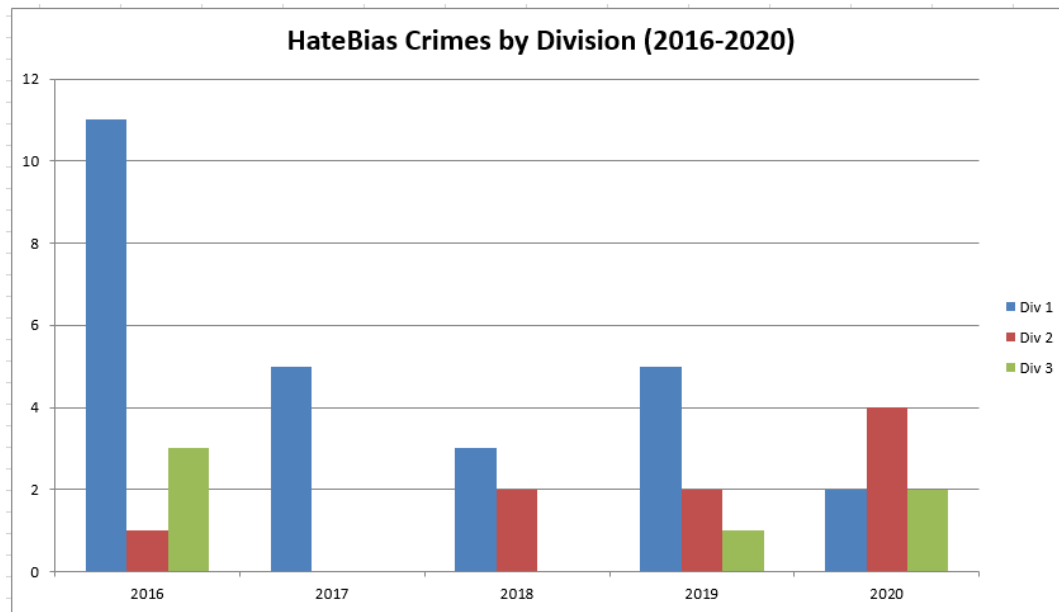


Figure 7

In 2020, 2 hate/bias criminal offences were recorded in Division One, 4 in Division Two and 2 in Division Three.

CONCLUSION

In 2020, the Hamilton Police Service Hate Crime Unit recorded a decrease in hate/bias occurrences and the same number of hate/bias motivated crime. The number of hate crime-related arrests decreased from seven to five over the previous year.

Hamilton Police Service recognizes that hate crime has a devastating impact on victims and communities. The impact of hate crime is far reaching, extending beyond the physical and emotional trauma to the victim. The HCU is committed to investigating hate/bias motivated crimes and incidents to ensure Hamilton remains a safe place to live and work.

Reporting hate crimes and incidents is an important step in stopping the cycle of hatred and preventing others from being victimized. Hamilton Police recognize some community members may not be comfortable attending a police station or reporting directly to a police officer. A new online reporting tool has been created to allow citizens to report incidents without having to attend a station.

Hamilton Police encourage the community to report hate/bias crimes and incidents to ensure actions are taken, including assigning appropriate resources to make our community safer. Together, we can make a difference in stopping the cycle of hate.