




HAMILTON POLICE SERVICE

INFORMATION REPORT

TO:	Chair and Members Hamilton Police Services Board
BOARD MEETING DATE:	April 28, 2022
SUBJECT:	2021 Year End Report – Hate/Bias Crime Statistics
REPORT NUMBER:	22-038
SUBMITTED BY:	Frank Bergen – Chief of Police
SIGNATURE:	

EXECUTIVE SUMMARY

The Hamilton Police Service Hate Crime Unit annually completes a report which summarizes the previous year's hate and bias related incidents that have taken place in our community. This statistical report includes all the incidents reported to the Hamilton Police Service in the year 2021.

INFORMATION

The Hate Crime Unit operates as part of the Intelligence Branch in the Investigative Services Division. The Hate Crime Unit was established in 2003 and their mandate is to investigate incidents where hate or bias has been identified as a precipitating component in the commission of a criminal offence or in an incident affecting the wider community.

The Hamilton Police Hate Crime Statistical Report is an annual report that provides statistical data about criminal offences that are committed against persons or property and are motivated by the victim's race, religion, ethnicity, colour, sexual orientation, mental or physical disability, age, gender identity or expression, or other similar factors.

This report explains the mandate for the Hamilton Police Service Hate Crime Unit and the data based on hate crime reported to the Hamilton Police Service from January 1, 2021 to December 31, 2021.

In 2021, there were a total of 108 hate / bias incidents reported to the Hamilton Police Service. This number represents both the hate / bias incidents and criminal offences.

In comparison to 2020, this represents an increase of 35 percent.

Vision: To be a trusted partner in delivering public safety.

Mission: To serve and protect in partnership with our communities.

Our Values: Compassionate, Dedicated, Inclusive, Integrity, Innovative, Professional, Teamwork

APPENDICES AND SCHEDULES ATTACHED

Appendix A – 2021 Hate/Bias Statistical Report

FB/M.Schulenberg

cc: Ryan Diodati, Deputy Chief – Operations
Marty Schulenberg, Superintendent – Investigative Services Division
Mark Stiller, Inspector – Investigative Services Division

Vision: To be a trusted partner in delivering public safety.

Mission: To serve and protect in partnership with our communities.

Our Values: Compassionate, Dedicated, Inclusive, Integrity, Innovative, Professional, Teamwork



Hamilton Police Service

2021 Hate/Bias Statistical Report

**Prepared By: Detective Fabiano Mendes
Hate Crime & Extremism Unit – Investigative Services Division**

TABLE OF CONTENTS

Executive Summary	Page 3
Introduction	Page 4
Statistical Overview	Page 5
Total Event Classification	Page 6
Victimization by Identified Group	Page 7
Divisional Breakdown	Page 10
Hate/Bias Motivated Crimes	Page 11
Divisional Breakdown	Page 13
Conclusion	Page 13

EXECUTIVE SUMMARY

The Hamilton Police Hate Crime Statistical Report is an annual report that provides statistical data about criminal offences that are committed against persons or property and are motivated by the victim's race, religion, ethnicity, colour, sexual orientation, mental or physical disability, age, gender identity or expression, or other similar factors.

The report explains the mandate for the Hamilton Police Service Hate Crime Unit (HCU) and the data based on hate crimes reported to Hamilton Police Service from January 1, 2021 to December 31, 2021.

In 2021, there were a total of **108** hate/bias occurrences reported to Hamilton Police Service. This number represents both suspected hate/bias incidents (overtones) and criminal offences. In comparison to 2020, this represents an increase of **35** per cent. Over the past 5 years, the average number of reported hate/bias occurrences is approximately **108.2** per year. The number of hate crime-related arrests increased from five in 2020 to fourteen in 2021.

All events were classified by the HCU Investigator based on the information provided by the investigating officers or by the individual(s) directly involved. The classification and breakdown of the 2021 incidents are as follows:

Classification	Number
Hate/Bias Crimes	21
Hate/Bias Incidents (Overtones)	87

The majority of reported occurrences were directly related to racial bias, followed by religion and sexual orientation. In 2021, the Black community, the Jewish community and the 2S&LGBTQIA+ community were the groups most frequently victimized.

Data within the report was gathered from crimes and incidents reported to Hamilton Police. While the HCU encourages the community to report all incidents, the service is aware that not all incidents are reported to police.

There are several reasons why hate/bias occurrences are not reported. For example, people may feel the crime was not important or the chances of the police apprehending the suspect are low. Some victims see the incident as a personal matter, since it may involve family or colleagues, or there may be a feeling of blame and/or embarrassment about being targeted. Furthermore, the victim may not understand that they have been victimized or they may endeavor to solve the issue themselves. Previous negative experiences with the police and judicial system, whether in Canada or overseas, may also affect the willingness of a victim to report to police.

Reporting hate occurrences is an important step in stopping the cycle of hatred and preventing others from being victimized. It is also important for police to be aware of hate crimes so an analysis can be done to ensure actions are taken, including assigning appropriate resources to make our community safer.

Building strong, positive relationships between Hamilton Police and Hamilton's diverse communities is important in helping victims feel more comfortable in reporting occurrences to police. In 2021 the HCU, the Community Relations Coordinator and the 2S&LGBTQIA Liaison Officer continued to liaise with several

community partners and is striving to continue this outreach program in 2022 in order to address citizens' concerns and encourage reporting and information sharing.

Online Reporting

Out of the 108 hate/bias occurrences reported to the Hamilton Police Service, 21 of them were reported by the public using the Hamilton Police Online Reporting Portal. All 21 occurrences were classified as Hate/Bias incident (overtone).

INTRODUCTION

The HCU operates as part of the Intelligence Branch in the Investigative Services Division. The HCU was established in 2003 and investigates incidents where hate or bias has been identified as a precipitating component in the commission of a criminal offence or in an incident.

The HCU's mandate is:

- Conduct investigations, arrest offenders and prepare cases for court in relation to hate propaganda offences;
- Provide investigative support and specialized skills to officers in all other sections of Hamilton Police Service who are involved in the investigation of hate/bias crimes;
- Collect intelligence and maintain intelligence files to enable the monitoring and tracking of known, active hate groups, and individuals;
- Liaise with other police services to ensure the exchange of relevant information pertaining to hate/bias crimes and groups;
- Work closely with the Community Relations Coordinator and act as a resource to community groups, assisting with education and crime prevention in the area of hate/bias crimes;
- Maintain and track all reported hate/bias incidents for statistical purposes; and,
- Develop and implement internal and external training on hate-based crime.

Hate Crime/Extremism Investigative Team (HCEIT) of Ontario

In 2003, the Hamilton, Guelph, London, Ottawa and Waterloo Regional Police Services, in partnership with the Ministry of Community Safety and Correctional Services, came together and formed the Hate Crime Extremism Investigative Team (HCEIT).

The team has since expanded to include a total of 18 police agencies across Southern Ontario.

The HCU meets quarterly with HCEIT members to discuss trends and concern across the province, discuss new initiatives and exchange intelligence. Member services include:

- Hamilton Police Service
- Brantford Police Service
- Durham Regional Police Service
- Guelph Police Service
- Halton Regional Police Service
- London Police Service

- Niagara Regional Police Service
- Ontario Provincial Police Service
- Ottawa Police Service
- Peel Regional Police
- Stratford Police Service
- Toronto Police Service
- Waterloo Regional Police Service
- Woodstock Police Service
- York Regional Police
- Kingston Police
- Greater Sudbury Police Service
- Windsor Police Service

STATISTICAL OVERVIEW

In 2021, the HCU received and classified a total of 108 hate/bias related occurrences.

The overall number of police-reported hate/bias occurrences increased from 80 to 108, which represents an increase of 35 per cent over the previous year. Of this total number of reported occurrences, 21 were crimes that fell within the parameters of a hate/bias crime as defined below. This number represents an increase of 162.5 per cent in comparison with the number of reported hate/bias criminal offences in 2020.

Classification	2017	2018	2019	2020	2021
Hate/Bias Crimes	5	5	8	8	21
Hate/Bias Incidents (Overtones)	131	120	84	72	87
Total	136	125	92	80	108

Reported events were classified according to the following definitions:

Hate/Bias Crime

Includes any criminal offence where there is evidence to prove that the offence was motivated solely, or in part, because of a bias or prejudice, based on the victim's race, national or ethnic origin, language, colour, religion, sex, age, mental or physical disability, sexual orientation, gender identity or expression, or any other similar factor. Includes all Hate Propaganda offences.

Hate/Bias Incident (Overtones)

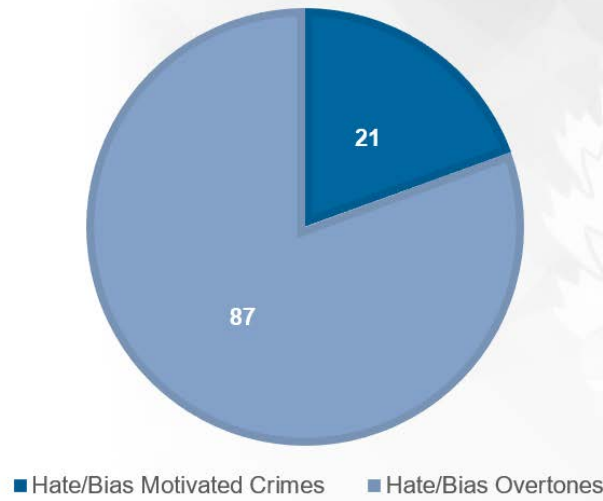
Can include any incident that involves hate or bias towards any member of the public because of their race, national or ethnic origin, language, colour, religion, sex, age, mental or physical disability, sexual orientation, gender identity or expression, or any other similar factor. These incidents cannot be proven to have been motivated solely or in part because of the person's bias/prejudice towards the victim, but include some type of racial overtone.

Note: It should be noted that all hate/bias crimes are hate/bias incidents, but not all hate/bias incidents are classified as hate/bias crimes.

TOTAL EVENT CLASSIFICATION BREAKDOWN

The reported event types were broken down by category for hate/bias motivated crimes and hate/bias incidents (overtones). Event types included identified offences in the Criminal Code of Canada, and non-criminal call types to which the Hamilton Police Service responded for service (Figure 1).

TOTAL EVENT CLASSIFICATION BREAKDOWN 2021



HAMILTON POLICE SERVICE Together. Stronger. Safer.

Figure 1

Table 1: 2021 – Total occurrence Breakdown by Type and Category

All Categories

Category	Hate/Bias Overtones	Hate/Bias Motivated Crimes	Total
Age (AG)	0	0	0
Disability (DI)	0	0	0
Gender Identity (GI)	1	1	2
Sexual Orientation (SO)	14	5	19
Similar Factor (SF)	0	0	0
Racial Bias (RA)	39	10	49
Religion (RE)	33	5	38
Total	87	21	108

The highest numbers of reported occurrences were directly related to racial bias.

Total Occurrences Breakdown – Victimization by Group

Racial Bias

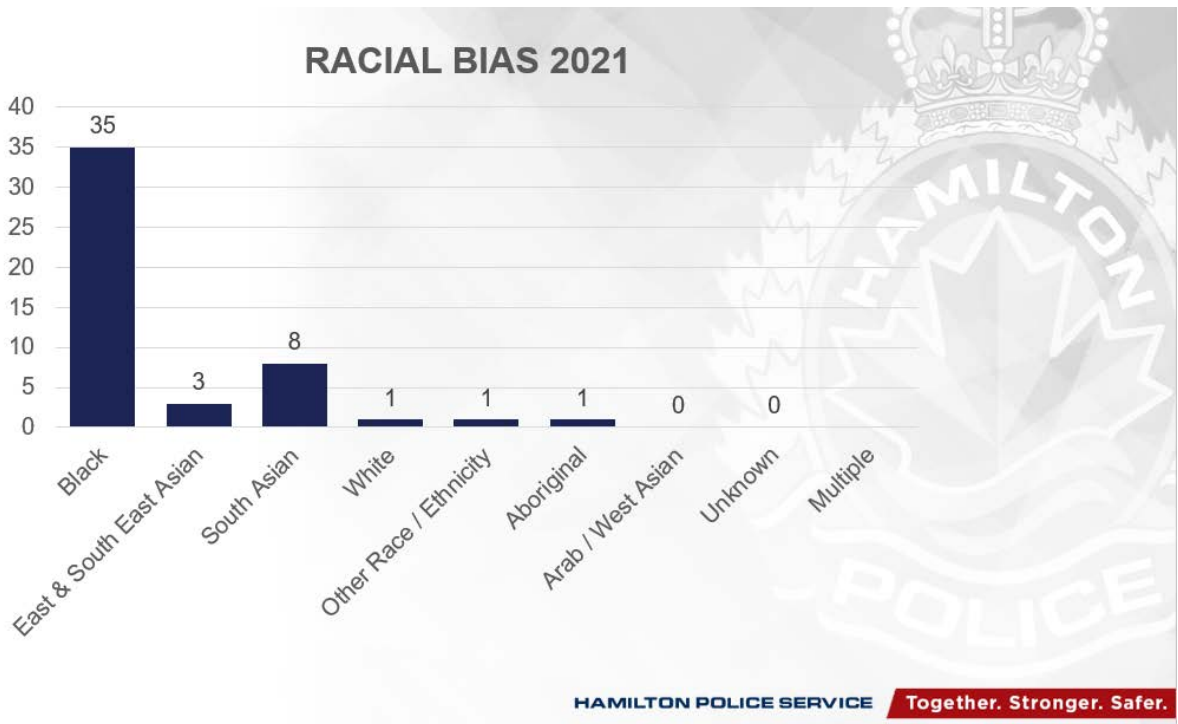


Figure 2

Increase of 6.06% targeting members of Black community

Increase of 100% targeting members of the South Asian community

This chart above displays reported hate/bias occurrences broken down by race/ethnicity (Figure 2). In 2021, the Black community was the most targeted group with 35 occurrences followed by the South Asian community with 8 occurrences. In comparison, there were 33 hate/bias occurrences targeting the Black community and 4 occurrences targeting members of the South Asian community in 2020. This represents a 6.06 per cent increase in reported hate/bias motivated occurrences targeting the Black community and, an increase of 100 per cent in reported hate/bias motivated occurrences targeting members of the South Asian community in comparison from the previous year.

Religion

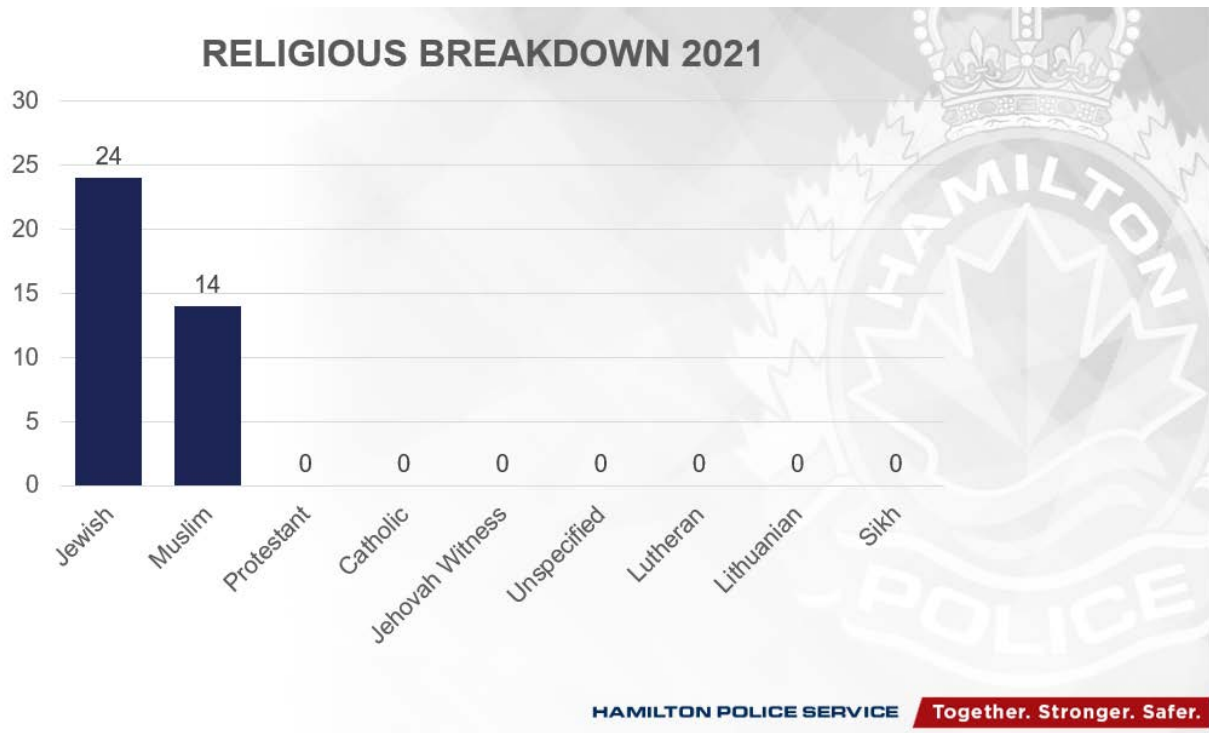


Figure 3

Decrease of 20 % targeting members of the Jewish community

Increase of 1300 % targeting member of the Islamic community

This chart above displays reported hate/bias occurrences broken down by religion (Figure 3). In 2021, members of the Jewish community were the most targeted group in the religious category with 24 occurrences, followed by members of the Islamic community with 14 occurrences. In 2020, there were 30 hate/bias occurrences targeting the Jewish community and 1 occurrence targeting members of the Islamic community. This represents a decrease of 20 per cent reported hate/bias occurrences targeting the Jewish community, and an increase of 1300 per cent reported hate/bias occurrences targeting members of the Islamic community.

Sexual Orientation and Gender Identity (Self-Identification)



Figure 4

Increase of 850% targeting individuals self-identifying as gay.

Decrease of 33.3% targeting individuals self-identifying as transgender.

This chart above displays reported hate/bias occurrences broken down by sexual orientation and gender identity (*Figure 4*). In 2021, members of the 2S&LGBTQIA+ community, specifically with individuals self-identified as gay were the most targeted group with 19 occurrences. There were 2 occurrences involving members of the transgender community. In 2020, the number of hate/bias occurrences targeting the 2S and 2S&LGBTQIA+ community was 2. The number of occurrences targeting community members that self-identified as transgender was 3. There was a 850 per cent increase compared to 2020 of reported incidents targeting individuals self-identifying as gay. There was a 33.3 per cent decrease compared to 2020 of reported occurrences targeting individuals self-identified as transgender.

DIVISIONAL BREAKDOWN – HATE/BIAS CRIMES AND INCIDENTS (TOTAL)

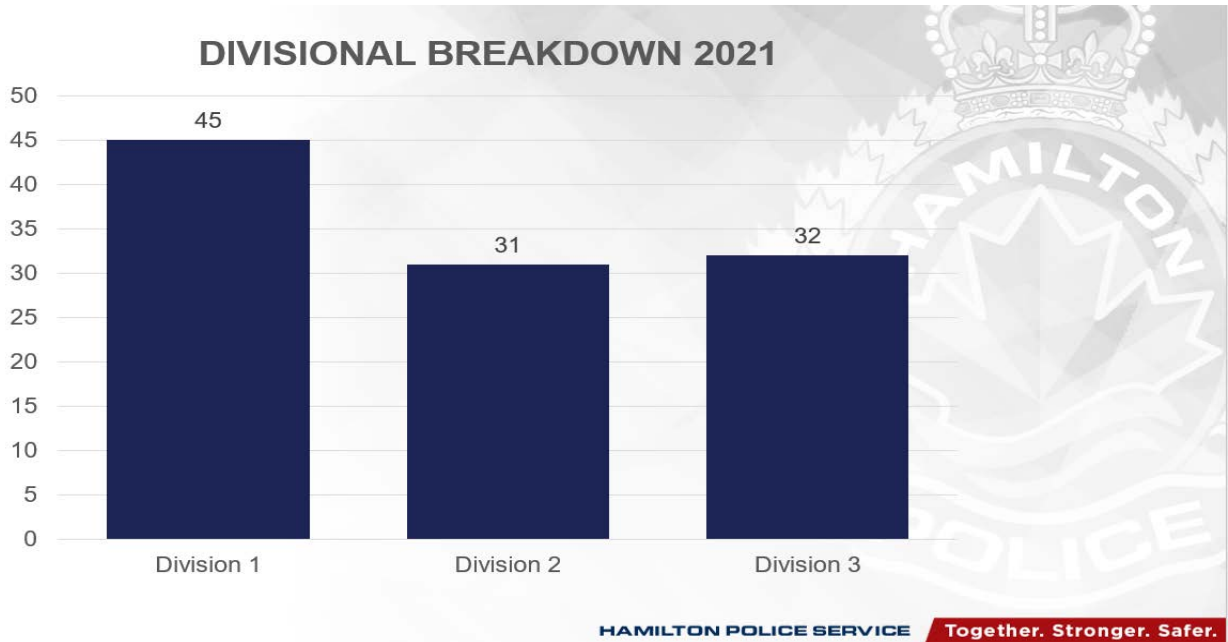


Figure 5

In 2021, 45 hate/bias occurrences (crimes and incidents) were recorded in Division One, 31 in Division Two and 32 in Division Three (Figure 5).

HATE/BIAS MOTIVATED CRIMES

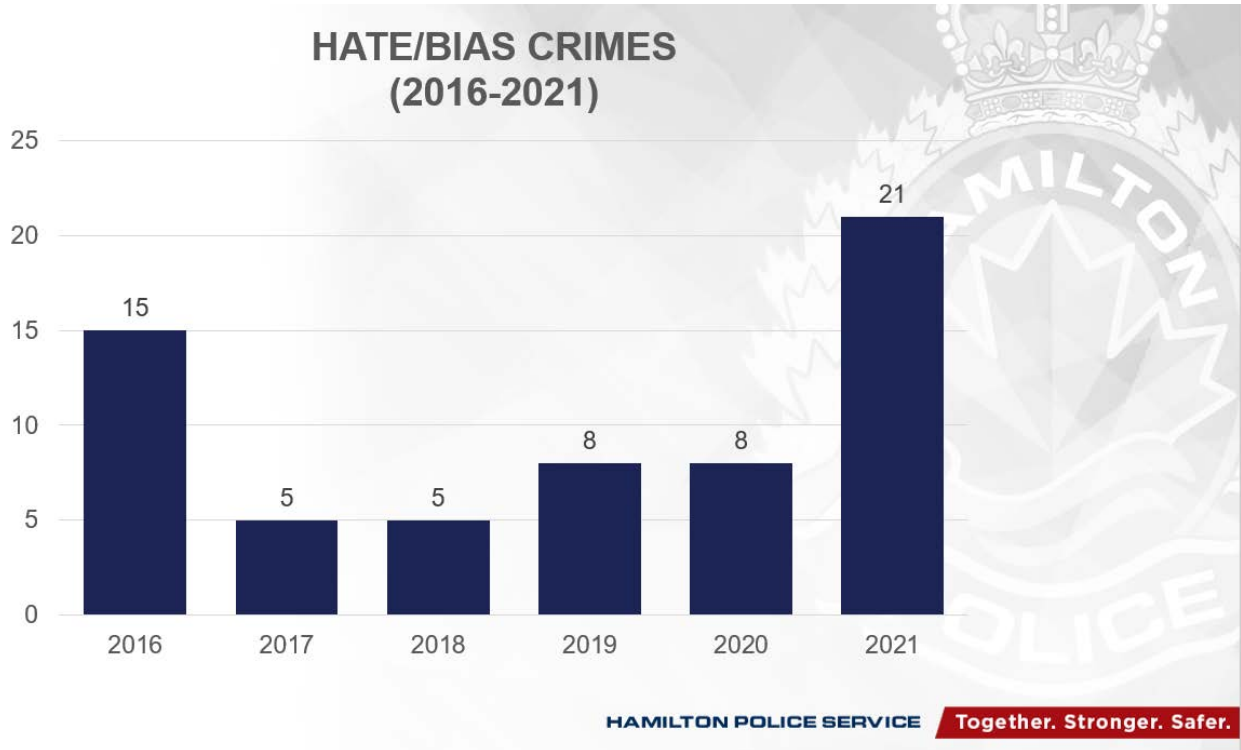


Figure 6

Twenty one of the total reported events involved offences that were classified as hate/bias motivated crimes. The chart shows the number of hate/bias crimes reported annually over the last 5-year-period (Figure 6).

The chart below breaks down the twenty one 2021 hate/bias motivated crimes by type and category (Table 2).

Table 2

Identified Hate Crime Breakdown by Type and Category								
Offence	AG	DI	GI	SO	SF	RA	RE	Total
Arson								
Assault 1				2		1		3
Assault with Weapon				1		2	1	4
Break and Enter								
Cause Disturbance								
Criminal Harassment						1		1
Dangerous Operation of MV								
Domestic								
Harassing Calls								
Neighbour Dispute								
Mischief (Graffiti)						1		1
Mischief Under			1			2	1	4
Sexual Assault				1				1
Suspicious Circumstance								
Theft Over								
Theft Under				1				1
Trespass								
Utter Threats						3	2	5
Wilful Promotion of Hatred							1	1
Total			1	5		10	5	21

Legend

- AG - Age
- DI - Disability
- GI – Gender Identity
- SO – Sexual Orientation
- SF – Similar Factor
- RA – Race/Ethnicity
- RE – Religion

In 2021, after the senseless killing of a Muslim family in London, Ontario, a Hamilton man intentionally targeted and promoted hatred against members of the Muslim community through social media. Hamilton Police were notified about the social media posts made by the suspect and an investigation was initiated. During the investigation, grounds were formed to charge the suspect with Wilful Promotion of Hatred. This charge requires prior consent from the Attorney General to be laid. The Hamilton Police Hate Crime Unit applied to lay the charge and consent was granted by the Deputy Attorney General of Ontario. This was the first time that this charge was laid by the Hamilton Police Service.

DIVISIONAL BREAKDOWN – HATE/BIAS CRIMES

The following chart outlines a breakdown of hate/bias crimes by Division.

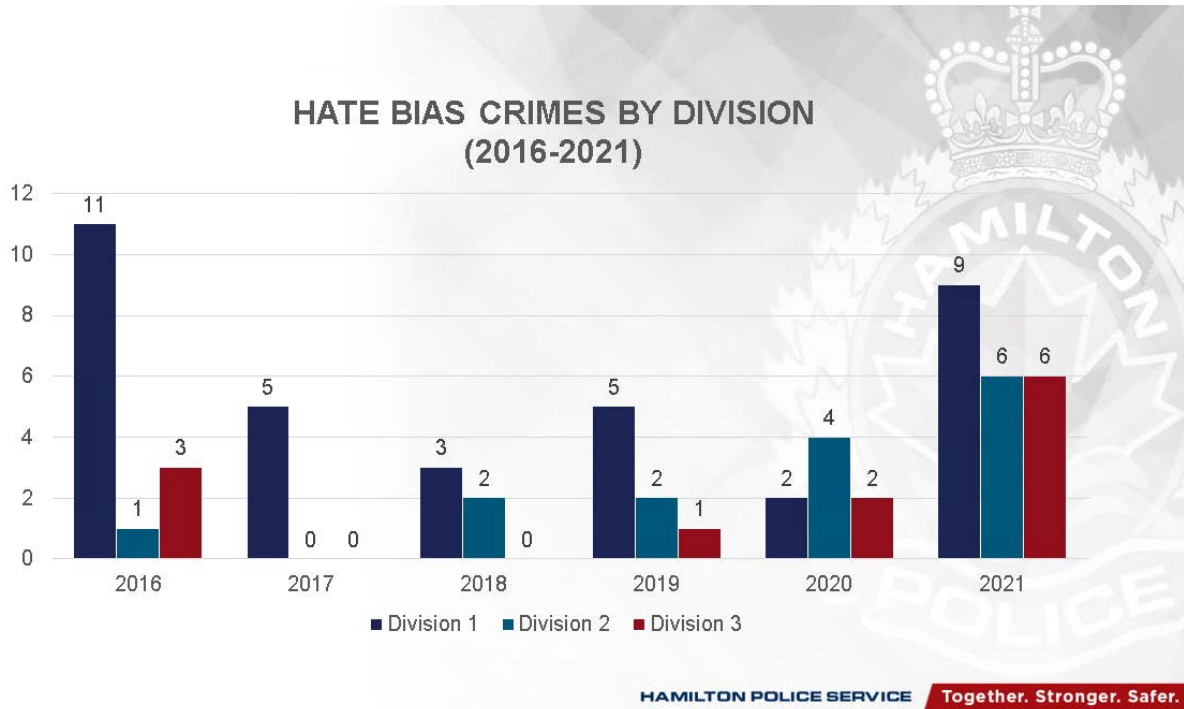


Figure 7

In 2021, 9 hate/bias criminal offences were recorded in Division One, 6 in Division Two and 6 in Division Three (figure 7).

CONCLUSION

In 2021, the Hamilton Police Service Hate Crime Unit recorded an increase in hate/bias occurrences and an increase in the number of hate/bias motivated crime. The number of hate crime-related arrests increased from five to fourteen over the previous year.

The Hamilton Police are currently working to establish a Hate Crime Case Review Team in response to hate-motivated crimes in Hamilton. The Hamilton Police are holding meetings with community organizations to form the Hate Crime Case Review Team. The goal will be to work collaboratively to develop comprehensive recommendations to improve outcomes for hate crime victims.

Similar to the Sexual Assault Community Review Team (SACCRT), the scope of the review will include an internal and external analysis of hate crime investigations, as well as looking at policies, procedures, and training.

Hamilton Police Service recognizes that hate crime has a devastating impact on victims and communities. The impact of hate crime is far reaching, extending beyond the physical and emotional trauma to the victim. The HCU is committed to investigating hate/bias motivated crimes and incidents to ensure Hamilton remains a safe place to live and work.

Reporting hate crimes and incidents is an important step in stopping the cycle of hatred and preventing others from being victimized.

Hamilton Police encourage the community to report hate/bias crimes and incidents to ensure actions are taken, including assigning appropriate resources to make our community safer. Together, we can make a difference in stopping the cycle of hate.



2021 Hate/Bias Statistical Report

Det. Fabiano Mendes

Hate Crime & Extremism Unit

April 28, 2022

HATE CRIME & EXTREMISM INVESTIGATIVE TEAM

The Hate Crime Unit is a member of the Provincial Hate Crime & Extremism Investigative Team (HCEIT).

HCEIT includes a total of 18 police agencies in Ontario.

HCEIT members exchange information, study trends and discuss new initiatives.



DEFINITIONS

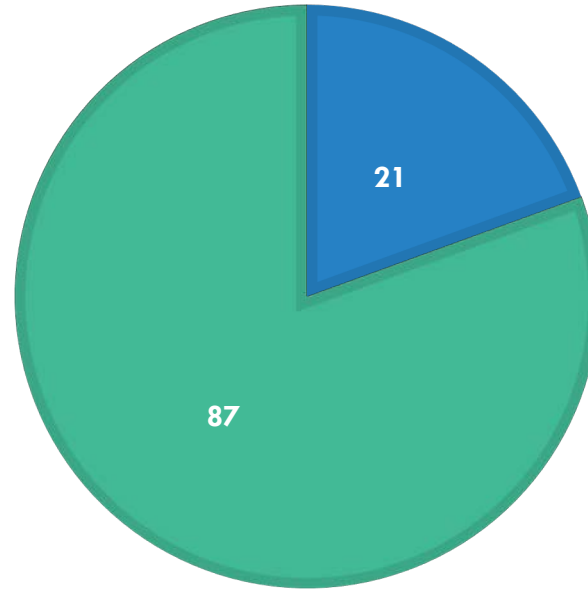
Hate/Bias Motivated Crime:

Includes any criminal offence where there is evidence to prove that the offence was motivated solely, or in part, because of a bias or prejudice, based on the victim's race, national or ethnic origin, language, colour, religion, sex, age, mental or physical disability, sexual orientation, gender identity or expression, or any other similar factor. Includes all Hate Propaganda offences.

Hate/Bias Incident (Overtones)

Can include any incident that involves hate or bias towards any member of the public because of their race, national or ethnic origin, language, colour, religion, sex, age, mental or physical disability, sexual orientation, gender identity or expression, or any other similar factor. These incidents cannot be proven to have been motivated solely or in part because of the person's bias/prejudice towards the victim, but include some type of racial overtone.

TOTAL EVENT CLASSIFICATION BREAKDOWN 2021



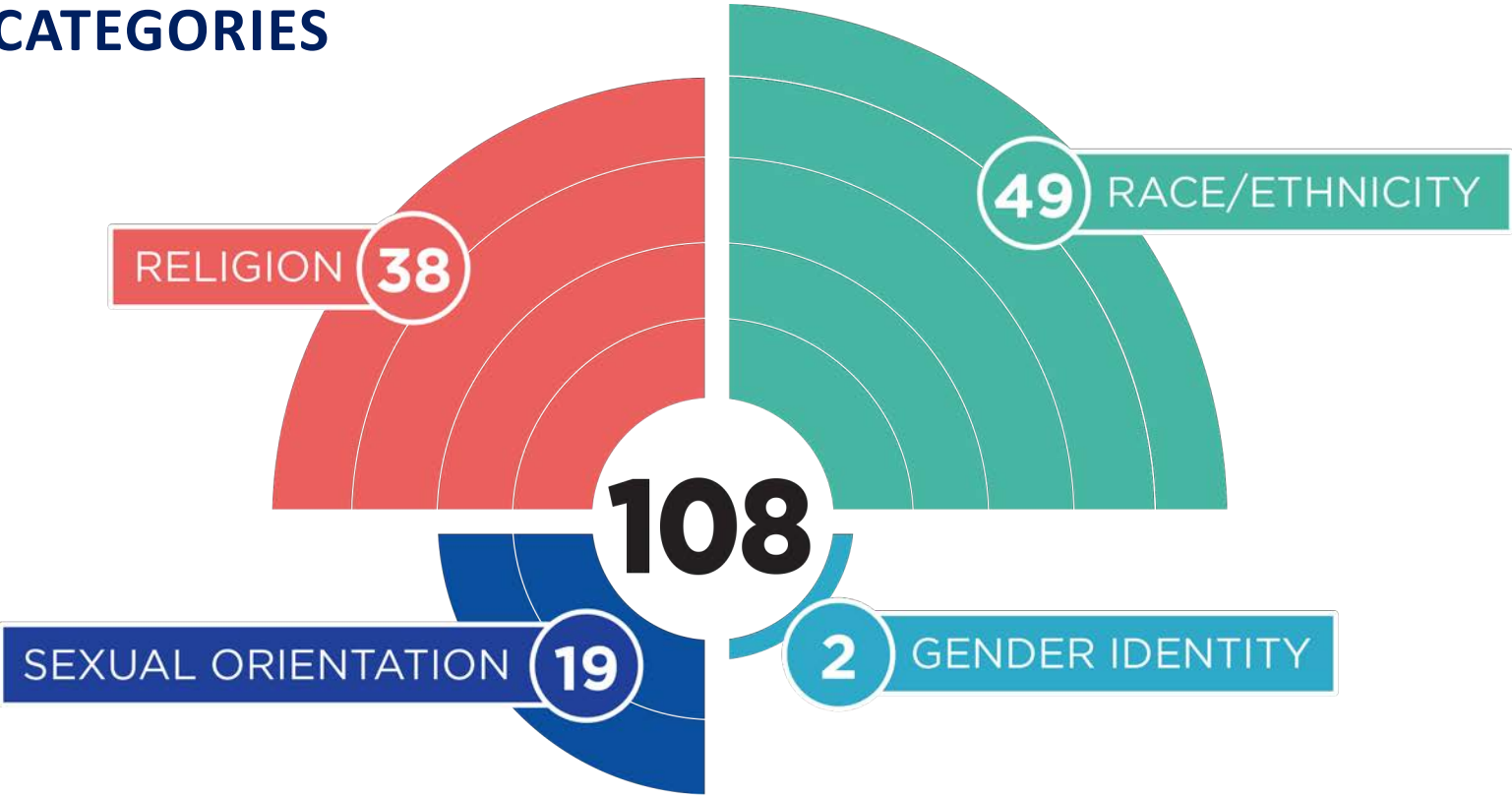
2021 TOTAL: 108

5 YEAR AVERAGE: 108.2

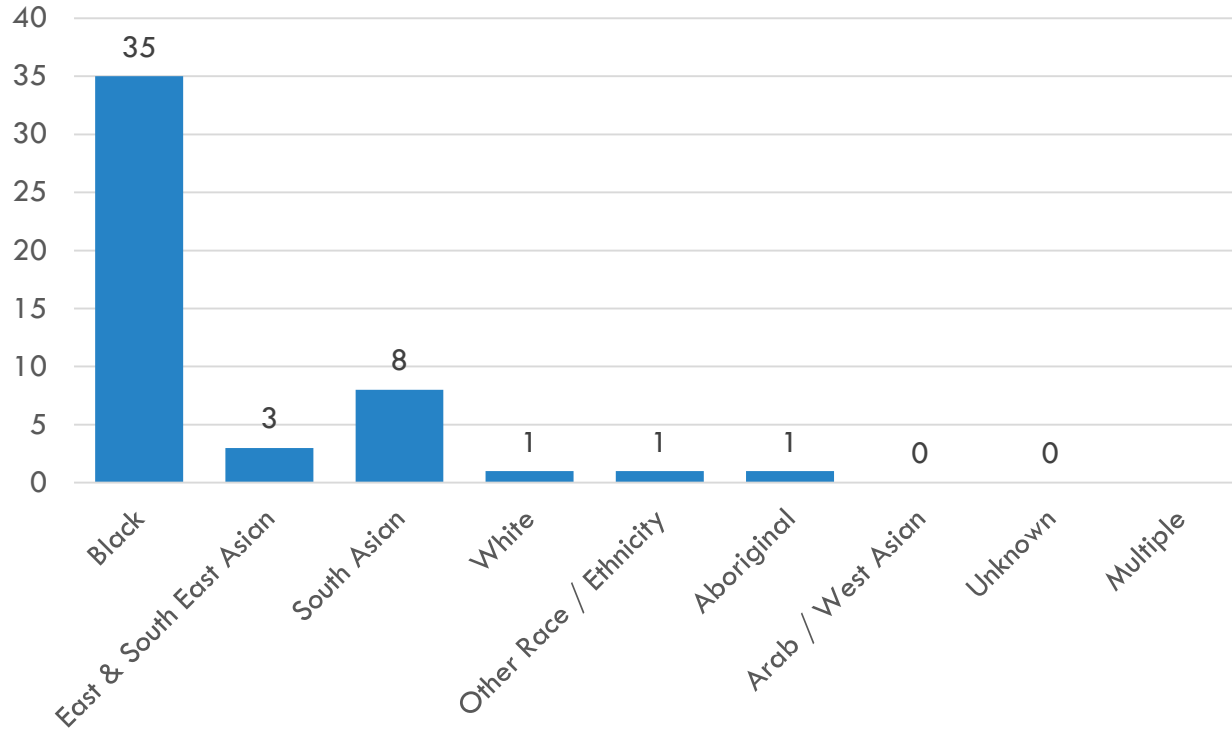
■ Hate/Bias Motivated Crimes

■ Hate/Bias Overtones

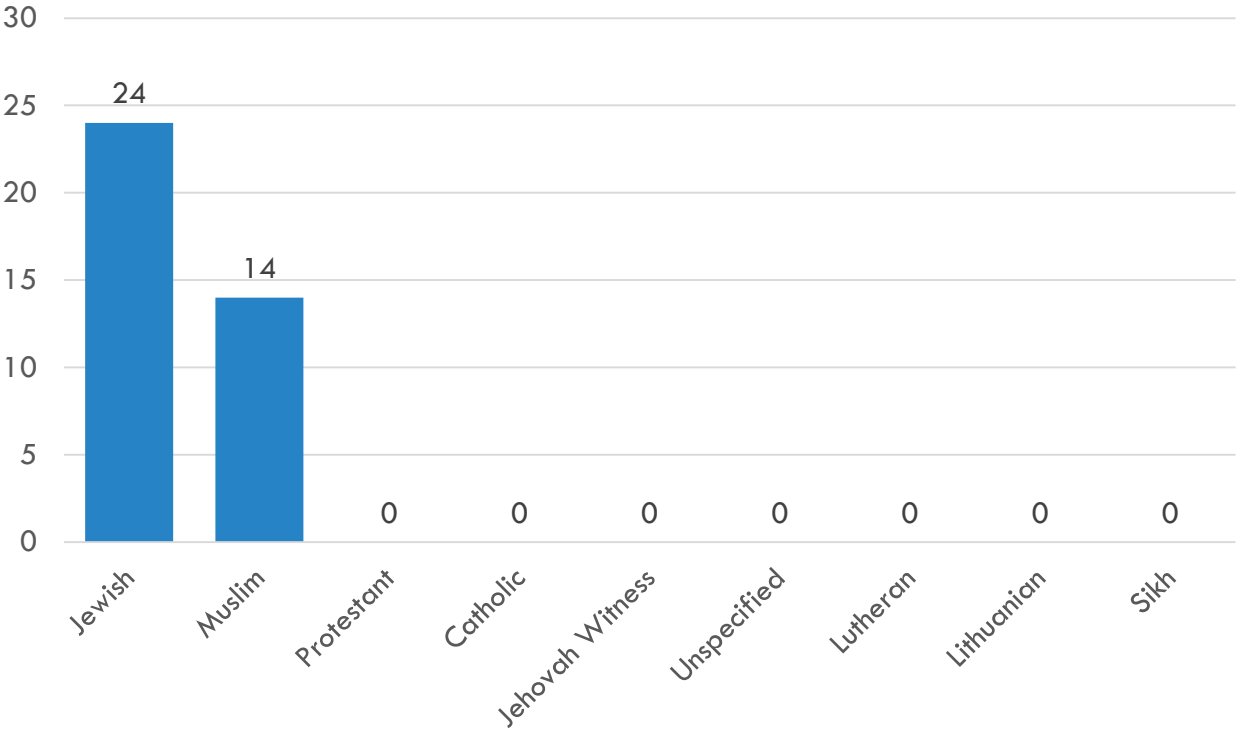
CATEGORIES



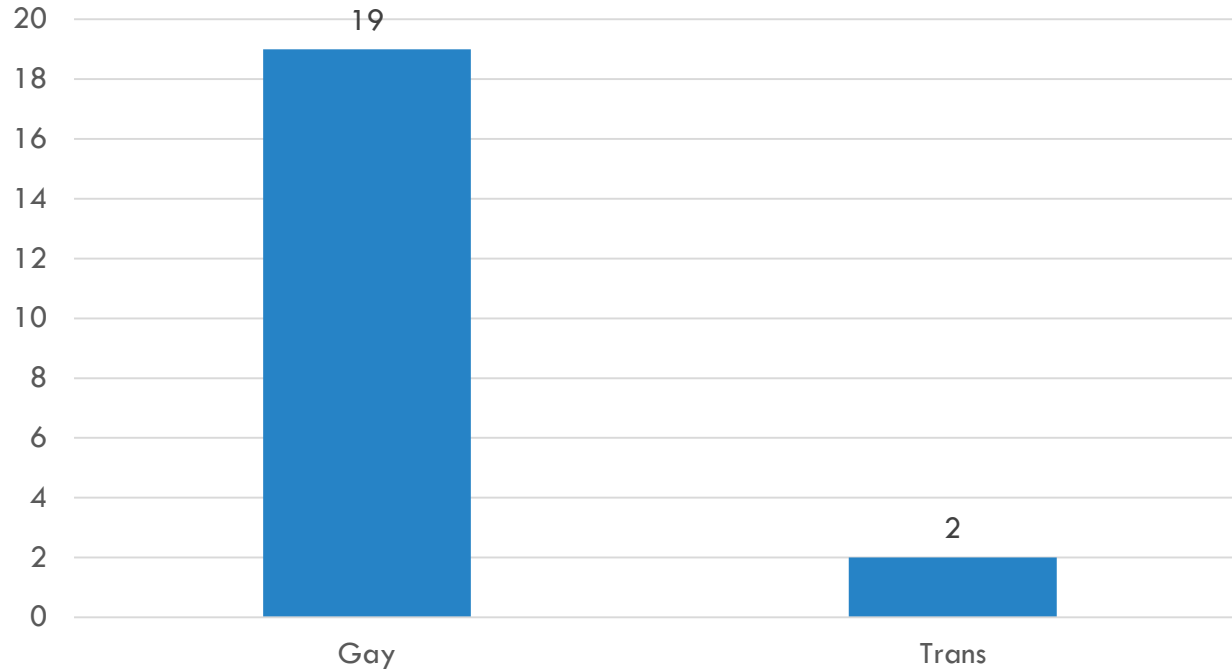
RACIAL BIAS 2021



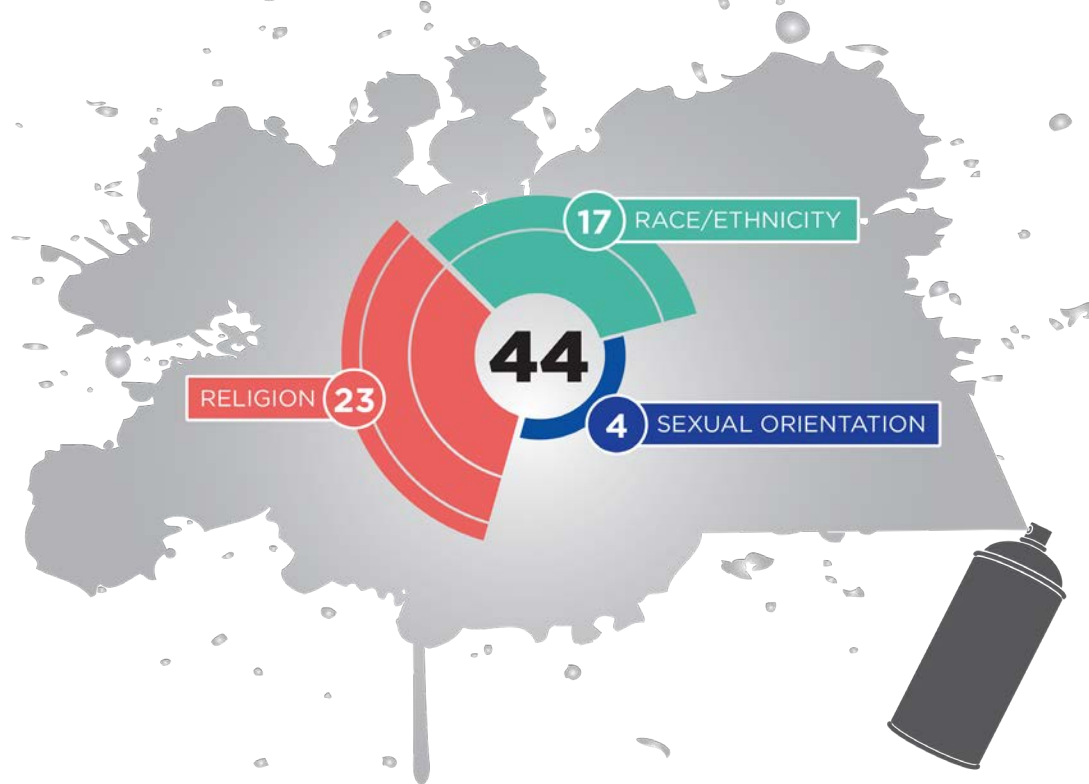
RELIGIOUS BREAKDOWN 2021



SEXUAL ORIENTATION AND GENDER IDENTITY 2021



MOST COMMON HATE/BIAS OCCURRENCE - GRAFFITI



ONLINE REPORTING

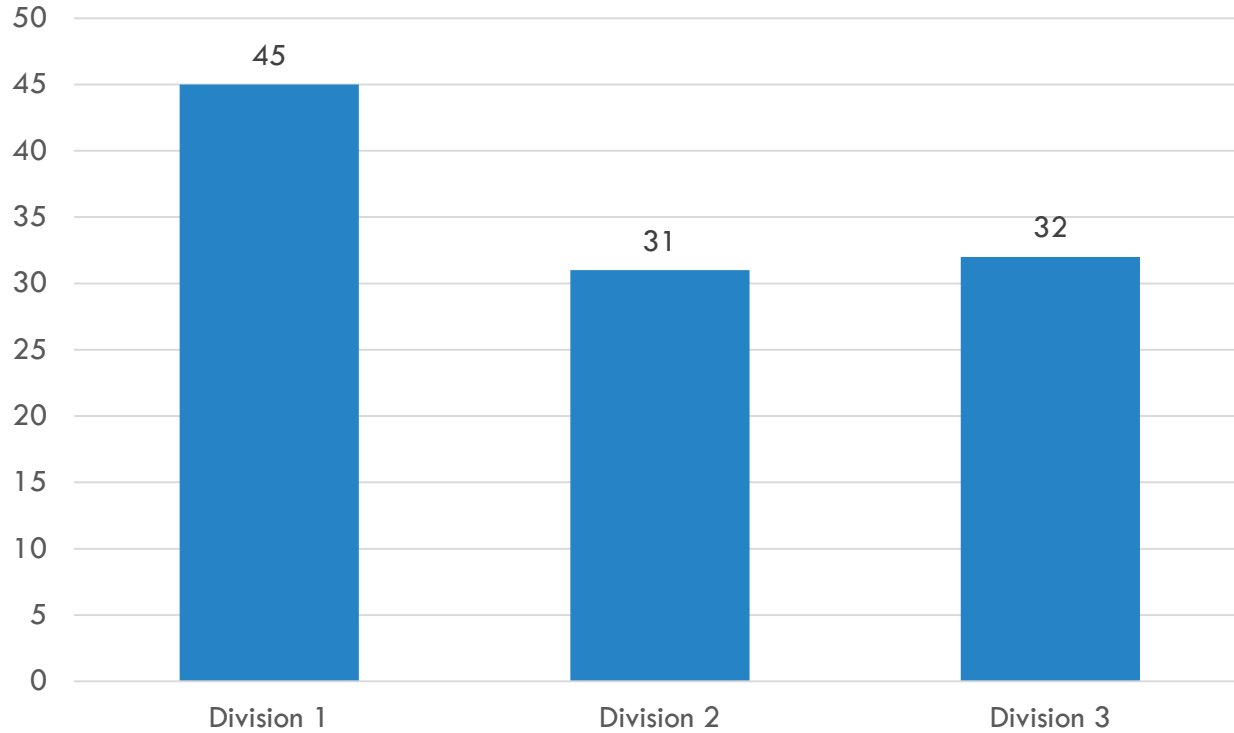
On March 10th 2020, the Hamilton Police Service launched a new online hate/bias reporting tool. Recognizing that Hate Crime are generally under reported, we wanted to provide our citizens with a tool that allowed them to report hate/bias incidents if they did not feel comfortable or could not attend a police station.

A total of 135 reports were submitted under the category of Mischief/Hate Bias between January 1, 2021 and December 31, 2021

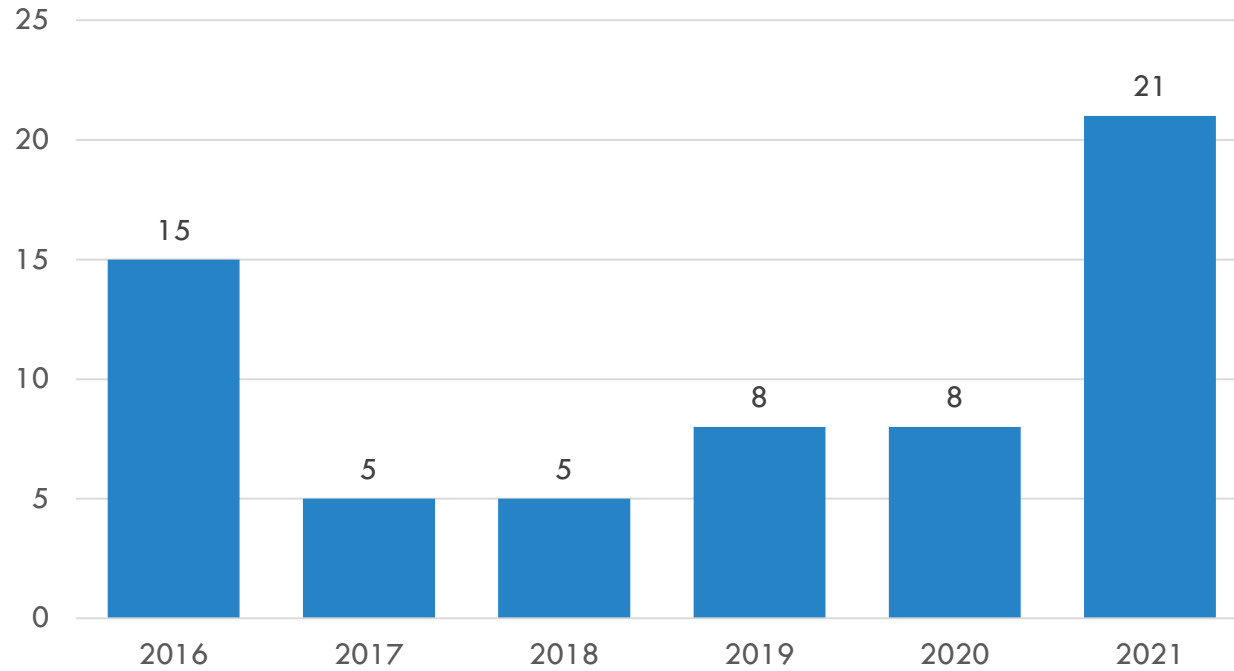
Out of the 135 reports, 21 reports met the criteria for Hate/Bias reporting.

Other reports submitted online were not necessarily hate/bias reports. Domestic, Neighbour troubles, and other occurrences were approved and sent to patrol or other units for further follow up.

DIVISIONAL BREAKDOWN 2021



HATE/BIAS CRIMES (2016-2021)



HATE CRIMES – RACE

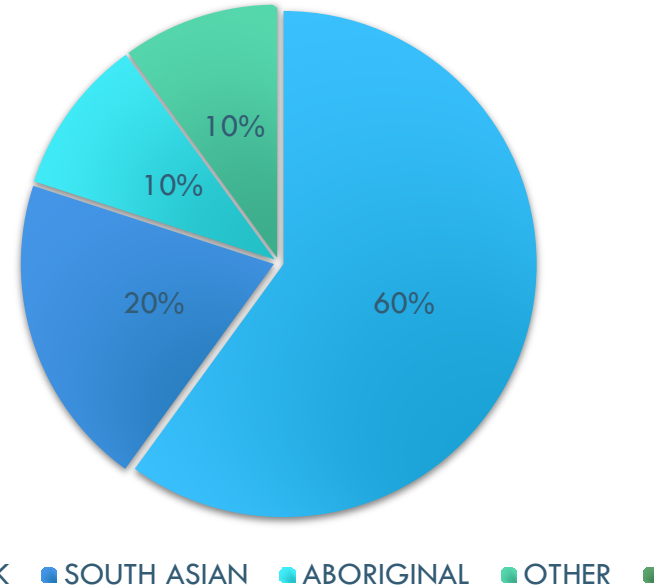
TOTAL – 10

BLACK – 6

SOUTH ASIAN – 2

ABORIGINAL – 1

OTHER - 1

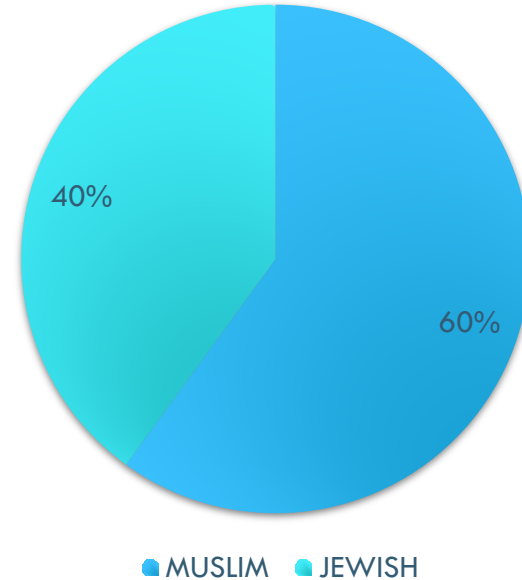


HATE/BIAS CRIMES – RELIGION

TOTAL - 5

MUSLIM – 3

JEWISH - 2

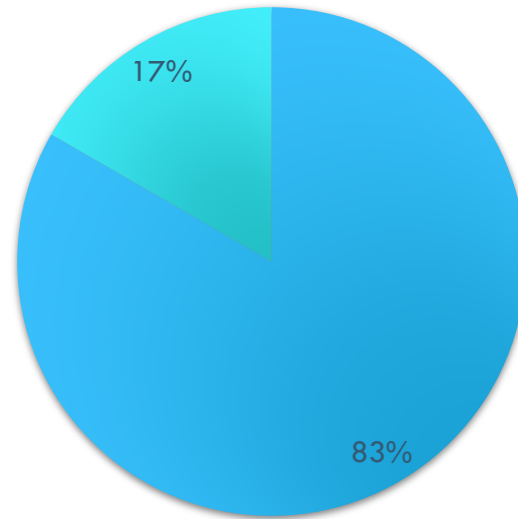


HATE/BIAS CRIMES SEXUAL ORIENTATION & GENDER IDENTITY

TOTAL - 6

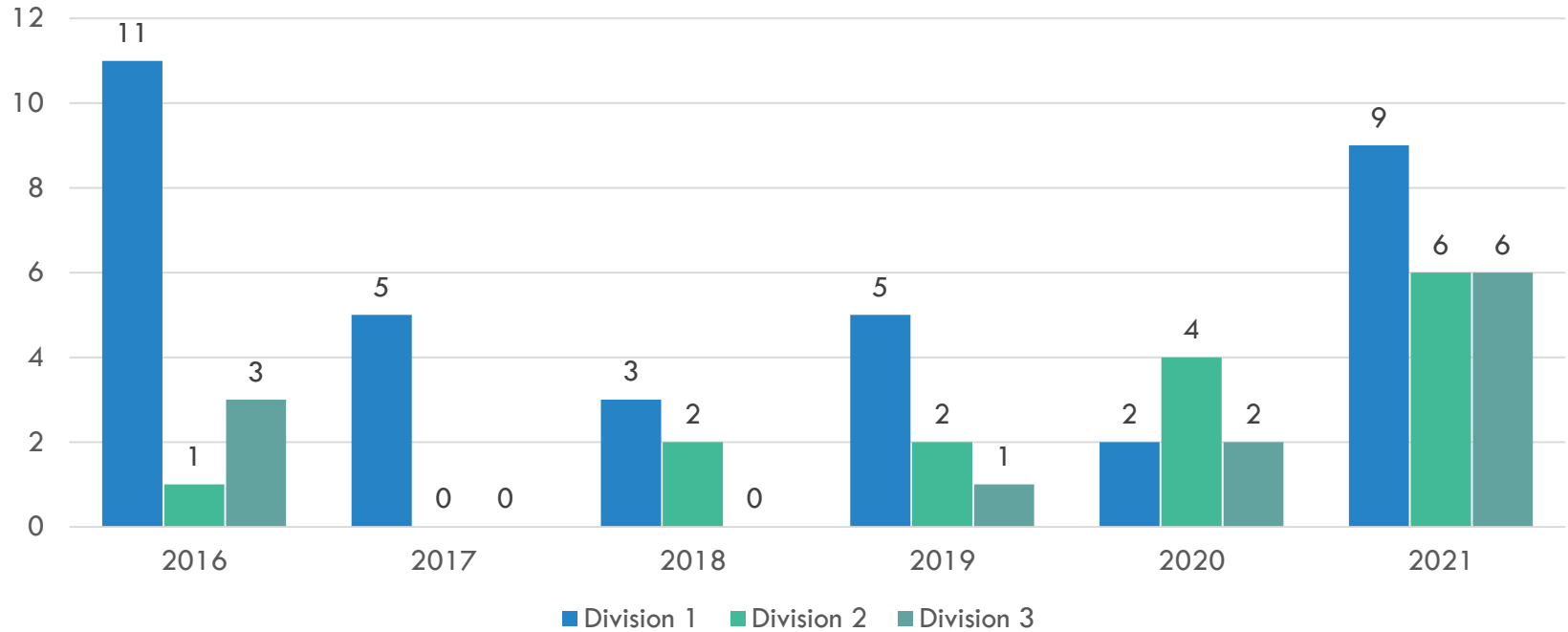
GAY - 5

TRANSGENDER - 1

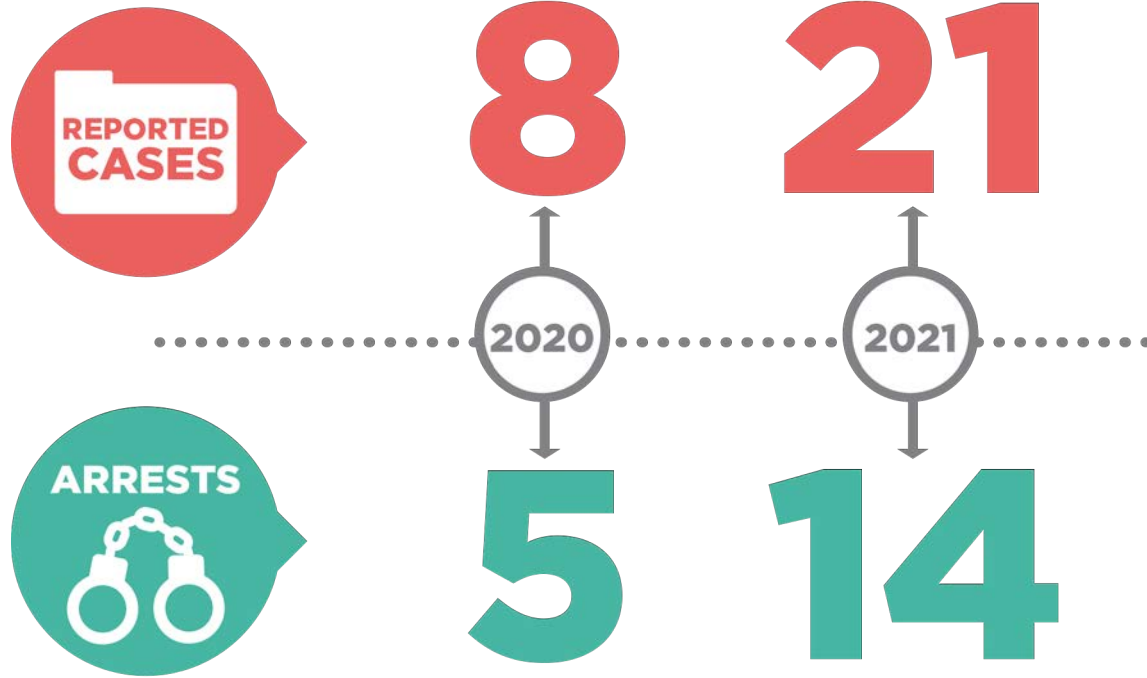


■ Gay ■ Transgender

HATE BIAS CRIMES BY DIVISION (2016-2021)



CLEARANCE RATE & CHARGES





UPDATES

Wilful Promotion of Hatred Charge

- Members of the Muslim community were targeted
- First time that this charge was laid by the Hamilton Police Service

Muslim family targeted in the Meadowlands – Assault with a weapon and Threats

- Mother and daughter targeted because of their religious beliefs
- Suspected identified, arrested and convicted
- Hate was considered an aggravating fact by the courts

COMMUNITY CENTERED APPROACH

Importance of community work

Community Relations Coordinator, 2S&LGBTQIA Liaison Officer and
Victim Services Branch

Waterdown PRIDE flag





HATE CRIME REVIEW TEAM

- The Hamilton Police are currently working to establish a Hate Crime Case Review Team.
- Community meetings.
- Similar to the Sexual Assault Community Review Team (SACCRT).



THANK YOU