




# HAMILTON POLICE SERVICE

## INFORMATION REPORT

<b>TO:</b>	Chair and Members Hamilton Police Service Board
<b>BOARD MEETING DATE:</b>	June 27, 2024
<b>SUBJECT:</b>	2023 Year End Report – Youth Crime
<b>REPORT NUMBER:</b>	24-048
<b>SUBMITTED BY:</b>	Frank Bergen, Chief of Police
<b>SIGNATURE:</b>	

### EXECUTIVE SUMMARY

The Annual Youth Crime Report is presented to the Police Service Board each year to report on statistics relating to criminal activity involving youth. The report also highlights the roles of our Youth Serving Officers in the delivery of service, proactive initiatives, youth community engagements and community partnerships.

### INFORMATION

The total number of youth between twelve and seventeen years of age involved in crime in the City of Hamilton for 2023 was 974. This represents an overall decrease of 6.1% compared to 2022. However, when compared to the 5-year average it represents an increase of 1.0%.

- Youth involved in violent crimes increased by 12.7% when compared to the 5-year average and increased 3.8% when compared to 2022.
- Youth involved in property crimes decreased 6.0% when compared to the 5-year average and increased by 1.3% compared to 2022.
- Youth involved in drug offences has decreased by 22.3% when compared to the 5-year average and decreased by 8.0% when compared to 2022.

The Hamilton Police Service continued developing innovative and strategic approaches to assist our youth in partnership with our community relating to safety, engagement, education and consultation.

---

**Vision:** To be a trusted partner in delivering public safety.

**Mission:** To serve and protect in partnership with our communities.

**Our Values:** Compassionate, Dedicated, Inclusive, Integrity, Innovative, Professional, Teamwork

Through intelligence led policing, the youth officers collaborated with front line officers, the Crime Prevention Unit and Investigative Services to address and prevent youth crime, wherever possible.

The Youth Engagement Team are responsible for the coordination and implementation of the Strategic Targeted Offender Program (S.T.O.P.), the Extrajudicial Measures Diversion Program and the Hamilton Youth Drug Diversion program.

The 2023 Youth Services Annual Report outlines the internal and external programs and initiatives in which HPS and community partners collaboratively engaged to help reduce and prevent youth crime, victims of crime and harm reduction within our communities.

## **APPENDICES AND SCHEDULES ATTACHED**

Appendix A – Year End Report 2023 – Youth Crime

FB/F. Miscione

c: Paul Hamilton, Deputy Chief – Support  
David Hennick, Superintendent – Community Safety Division

---

**Vision:** To be a trusted partner in delivering public safety.

**Mission:** To serve and protect in partnership with our communities.

**Our Values:** Compassionate, Dedicated, Inclusive, Integrity, Innovative, Professional, Teamwork



# 2023 YOUTH SERVICES ANNUAL REPORT

Prepared by Sergeant Jason Tadeson



Table of Contents

<b>Youth Services Coordinator</b> .....	4
<b>Youth Services Coordinator – Community Presentations on HPS Youth Services</b> .....	4
<b>Youth Services Coordinator School Lockdown Consultations and Presentations</b> .....	4
<b>Prom Patrol</b> .....	5
<b>Violence Threat Risk Assessment (V.T.R.A.)</b> .....	5
<b>Youth with Complex Suicide Needs (Y.C.S.N.)</b> .....	5
<b>Youth Engagement Series Y.E.S. Program</b> .....	6
<b>Youth Engagement and Team</b> .....	6
<b>Youth Engagement Team Inward Portfolios</b> .....	6
Figure 1 Youth Engagement Team - Liaison and Consultations .....	7
Figure 2 Youth Engagement Team - Crime Prevention and Enforcement.....	7
<b>Strategic Approach to Youth Crime</b> .....	7
<b>Youth Crime Occurrences by Division</b> .....	8
Figure 3 Youth Crime by Division .....	8
<b>Total Youth Involved in Crime</b> .....	8
Figure 4 Total Youth Involved in Crime.....	9
<b>Total Number of Youth Charged and Not Charged</b> .....	9
Figure 5 Total Number of Youth Charged and Not Charged .....	9
<b>Total Youth Involved in Violent Crime</b> .....	9
Figure 6 Youth Involved in Violent Crime.....	10
<b>Total Youth Involved in Property Crime</b> .....	10
Figure 7 Youth Involved in Property Crime .....	11
<b>Total Youth Involved in Drug Offences</b> .....	11
Figure 8 Youth Involvement in Drug Offences .....	11
<b>Controlled Drug Substance Act</b> .....	11
<b>Federal Cannabis Control Act, 2017</b> .....	12
<b>Provincial Cannabis Control Act, 2017</b> .....	12
Figure 9 Youth Involvement in Cannabis Control Act.....	12
<b>Youth Crime by Offence</b> .....	12
Figure 10 Youth Crime by Offence .....	12
<b>Strategic Targeted Offender Program (S.T.O.P.)</b> .....	13
Figure 12 Strategic Targeted Offender Program (S.T.O.P.).....	13
<b>Intervention Programs</b> .....	13
Figure 12 Pre-Charge Youth Diversions by Police .....	14
<b>Youth Mental Health Crisis</b> .....	14

Figure 13 Youth Mental Health Crisis .....	15
<b>Conclusion</b> .....	15
Figure 15 Overall Youth Crime Stats .....	16
<b>References</b> .....	17

## **Youth Services Coordinator**

The Hamilton Police Service, through the office of the Youth Service Coordinator, collaborated in partnership with community youth services, committees and organizations to be a trusted partner in delivering public safety. The following list are committees and programs that the Youth Coordinator is part of or facilitates.

- Violent Threat Risk Assessment (V.T.R.A.) Protocol Intervention Committee
- Youth with Complex Suicidal Needs (Y.C.S.N.) Protocol Intervention Committee
- The John Howard Society
- The YMCA of Hamilton/Burlington/Brantford
- The Committee of Youth Officers for the Province of Ontario (C.O.Y.O.)
- The Hamilton Police Service and School Board Liaison Committee
- Ontario Association Chiefs of Police - Youth Committee – (O.A.C.P.-Y.C.)
- The Street Youth Planning Collaborative - Front Line Advisory Committee (SYPC - F.L.A.C.)
- The Greater Toronto Area Extrajudicial Measures Committee
- The Hamilton Collaboration Fetal Alcohol Spectrum Disorder Network
- The Canadian Police Youth Network (CPYN)
- The Youth Probation and Parole Officers Committee
- The Youth Engagement Series (Y.E.S.) Program;
- The Hamilton Fetal Alcohol Spectrum Disorder (F.A.S.D.) Youth Justice Advisory Committee
- The Community Service Officers of Ontario Committee
- The Hamilton Youth Strategy Steering Committee
- The Hamilton Community Safety and Well-Being Youth Strategy
- The Ministry of Children, Community and Social Services – Youth Justice Division

## **Youth Services Coordinator – Community Presentations on HPS Youth Services**

- The Hamilton Police Service Victim Services Branch
- Mohawk College – Community and Justice Program
- The Street Youth Collaborative Front Line Advisory Committee (F.L.A.C.)
- The Youth Serving Agencies Network (Y.S.A.N.)
- The North Hamilton Compass Youth Program
- Ontario Association Chiefs of Police (O.A.C.P.)

## **Youth Services Coordinator School Lockdown Consultations and Presentations**

The objective for the consultations and presentations is to convey awareness and education amongst our local school boards, community partners and newly hired communications personnel as it relates to Police Immediate Rapid Deployment (I.R.D.) and School Lockdown Protocols. The 2023 presentations encompassed policing principles and fundamentals highlighting all roles and duties relating to Immediate Rapid Deployment and School Lockdown occurrences with:

- Hamilton Police Service Communications and Dispatch Branch
- The Hamilton Wentworth Catholic District School Board Superintendents and Principals.

## **Prom Patrol**

The Hamilton Wentworth Catholic School Board (HWCDSD), Hamilton French Catholic Board and Hamilton Wentworth District School Board (HWDSB) have operated over the last 20 years accepting donations to provide Children/Youth with clothing for their Graduations, Proms, Formals and First Holy Communions.

In partnership through the office of the Youth Engagement Team, the following items collected by Hamilton Police Service members and donated to the "Precious Moments Boutique (HWCDSD), Prom Project Hamilton (HWDSB) and French Catholic Board - École Secondaire Catholique Mère-Teresa":

- 108 Dresses/Gowns
- 38 Pairs Women Dress Shoes
- 54 Dress Shirts
- 31 Suits
- 11 Pairs of Dress Pants
- 63 Ties
- 75 Pairs of Dress Socks
- 10 Belts
- 3 small bags Assorted Jewelry/Accessories

## **Violence Threat Risk Assessment (V.T.R.A.)**

As per the Violence Threat Risk Assessment (V.T.R.A.) protocol, all Hamilton School Boards, the Hamilton Police Service and community youth services are committed to the safety of all students, visitors and staff. As a result, the Hamilton School Boards take appropriate action with any student(s) behaviours deemed to pose a potential risk to other students, staff and members of our community. The measures from the School Boards and community partners assist with anticipated early intervention and support(s) in the prevention of school violence. The Youth Service Coordinator participated in 29 V.T.R.A. plan of care protocols throughout 2023.

## **Youth with Complex Suicide Needs (Y.C.S.N.)**

The Youth with Complex Suicidal Needs (Y.C.S.N.) protocol is to develop a comprehensive and coordinated approach to care for children and youth who have been identified as being at high-risk for suicide and have complex presentations and/or for whom community youth services struggle to ensure safety. The goal of the protocol is to keep children and youth from completing suicide by allowing community partners to trigger an imminent decision-making process to develop a coordinated care plan across all organizations. The Youth Services Coordinator participated in 76 Y.C.S.N. youth plan of care protocols throughout 2023.

## **Youth Engagement Series Y.E.S. Program**

In partnership with the Hamilton YMCA, the Youth Engagement Series is a voluntary youth-focused engagement program implementing a series of workshops spanning six weeks to educate and empower youth between twelve and eighteen years of age on topics that include Human Trafficking, Guns/Gangs, Vice/Drugs, Fraud, Social Media and Well-Being presentations. In 2023, the Y.E.S. program completed three sets of series with 19 youth successfully completing the program. The program goal is to maintain the number of youth participants while expanding the program within the City of Hamilton in 2024.

## **Youth Engagement Team**

The Youth Engagement and Mentorship Team is a community-based approach proactively addressing youth between twelve and twenty-six years of age in partnership with community service supports for youth-families by means of:

- Community Engagement and Liaison
- Community Safety and Consultation
- Community Mobilization and Crime Prevention
- Enforcement and Crime Suppression

## **Youth Engagement Team Inward Portfolios**

- Vulnerable and Missing Youth
- Youth Mentorship and Community Engagement Programs
- Restorative Justice, Pre-Charge Diversions, STOP Target and Indigenous Youth

The team works in collaboration with City of Hamilton youth serving agencies, committees and outreach programs in an effort to assist youth with complex presentations, reduce youth crime and repeat youth offenders centering on community safety and well-being initiatives relating to Human Trafficking, Guns/Gangs, Drug Culture, Sexual Violence, Mental Health and Addictions. The Youth Engagement Team participates with a variety of youth programs, youth centers and events throughout all three Divisions. The combined number of engagements, consultations, crime prevention and enforcement for 2023 was 2,005 community engagements. Some of which are outlines in the chart below.



Figure 1 Youth Engagement Team - Liaison and Consultations

Source: Reference 3

January 1, 2023 – December 31, 2023	
Meetings	167
Violent Threat Risk Assessments (VTRA)	29
Youth Complex Suicide Needs Assessments (YCSN)	76
Youth Consultations (Youth Probation, Patrol, Youth Agencies)	1,256
Community Youth Engagement Referrals Received	6
Youth Initiatives, PROACTION and Events Attended	17
<b>Sub-Total</b>	<b>1,551</b>

Figure 2 Youth Engagement Team - Crime Prevention and Enforcement

Source: Reference 3

Youth Arrests	24
Pre-Charge Diversion	78
STOP Checks	120
Youth Investigations (Warrants, Assist Patrol, Assist I.S.D.)	232
<b>Sub-Total</b>	<b>454</b>

<b>Overall Total</b>	<b>2,005</b>
----------------------	--------------

### Strategic Approach to Youth Crime

This report will highlight youth crime trends for 2023 and the strategic approach as adopted by the Hamilton Police Service 2023 – 2026 Strategic Plan:

Objective: Community Safety - Prevent and Address Crime

Priorities: Implementing effective means to manage all crime through education, analytics, enforcement, and proactive community-based initiatives.

Objective: Collaborative Engagement – Connect with Community

Priorities: Building relationships and fostering genuine dialogue with our diverse population, and furthering the goals of the city-wide Community Safety and Well-Being Plan.

Objective: Trusting Change – Be Visible

Priorities: Participating in community events and building ties with diverse groups with an emphasis on developing strong relationships with youth.

### Youth Crime Occurrences by Division

The City of Hamilton is divided into three policing divisions. Division One encompasses the downtown inner city area, Division Two encompasses the City of Hamilton east border, Stoney Creek and Stoney Creek Mountain and Division Three encompasses the City of Hamilton Mountain, Ancaster, Dundas, Waterdown and outlying areas. The City of Hamilton’s population is approximately 569, 3534.

- Division 1 had 197 youth involved criminal occurrences.
- Division 2 had 351 youth involved criminal occurrences.
- Division 3 had 426 youth involved criminal occurrences.

Figure 3 Youth Crime by Division  
Source: Reference 1

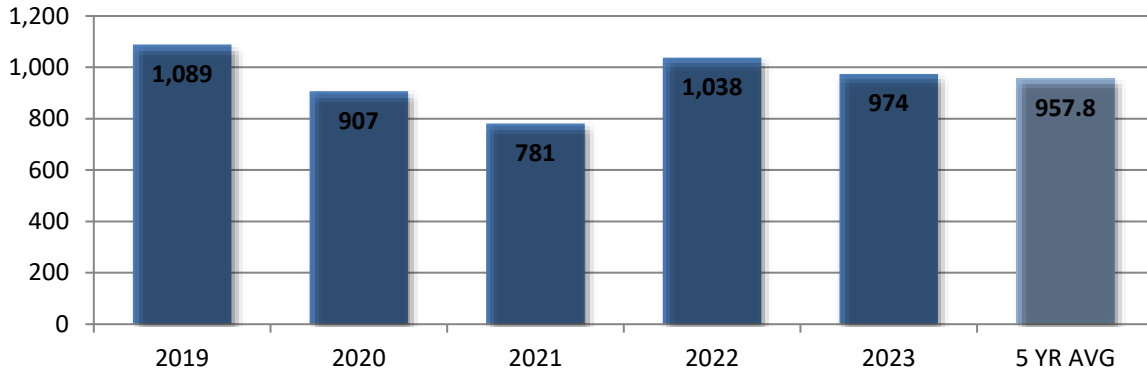
<b>Youth Crime by Division 2023</b>				
	<b>Males Charged</b>	<b>Females Charged</b>	<b>Not Charged</b>	<b>Totals</b>
<b>Division 1</b>	84	17	96	197
<b>Division 2</b>	74	44	233	351
<b>Division 3</b>	95	34	297	426
<b>Totals</b>	<b>253</b>	<b>95</b>	<b>626</b>	<b>974</b>

### Total Youth Involved in Crime

In 2023, 974 youths were involved in crime compared to 1,038 in 2022. This represents an overall decrease of 6.1%. When comparing 2023 to the 5-year average, there was an increase of youth involved crime by 1.0%.

Figure 4 Total Youth Involved in Crime  
Source: Reference 1

### Total Youth Involved In Crime 2019 - 2023 (Ages 12 - 17)

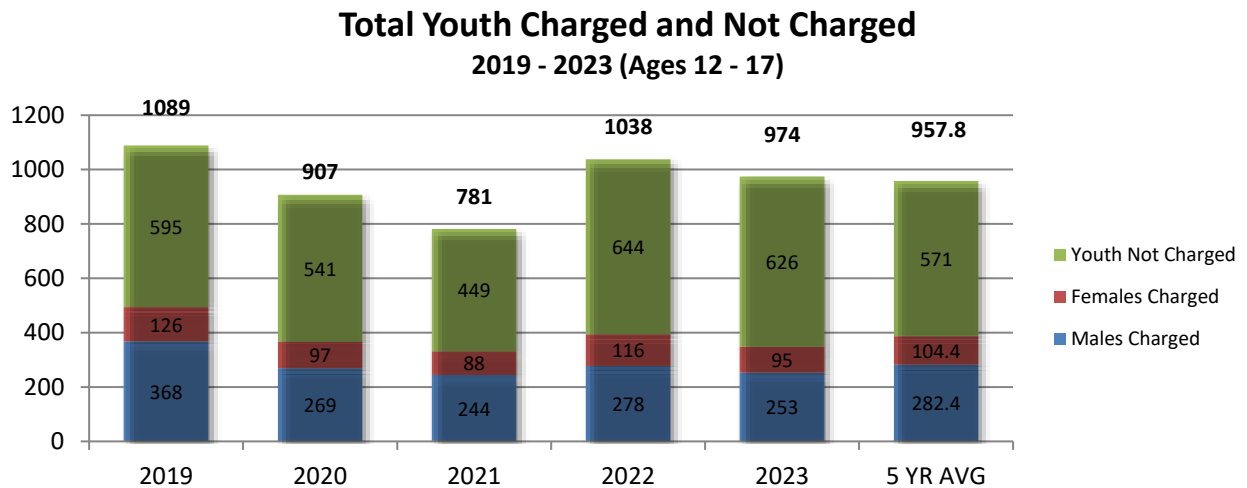


### Total Number of Youth Charged and Not Charged

In 2023, 974 youth were involved in crime resulting in 348 youth charged, a decrease of 11.6% compared to 394 youth charged in 2022.

Of the 348 youth that were charged, 95 were females, 253 were males for a total of 35.8% of all youth involved in crime being charged. The remaining 626 youth that were not charged or 64.2% received an extrajudicial measure under the YCJA of No Further Action, Warning, Police Caution or Diversion.

Figure 5 Total Number of Youth Charged and Not Charged  
Source: Reference 1



### Total Youth Involved in Violent Crime

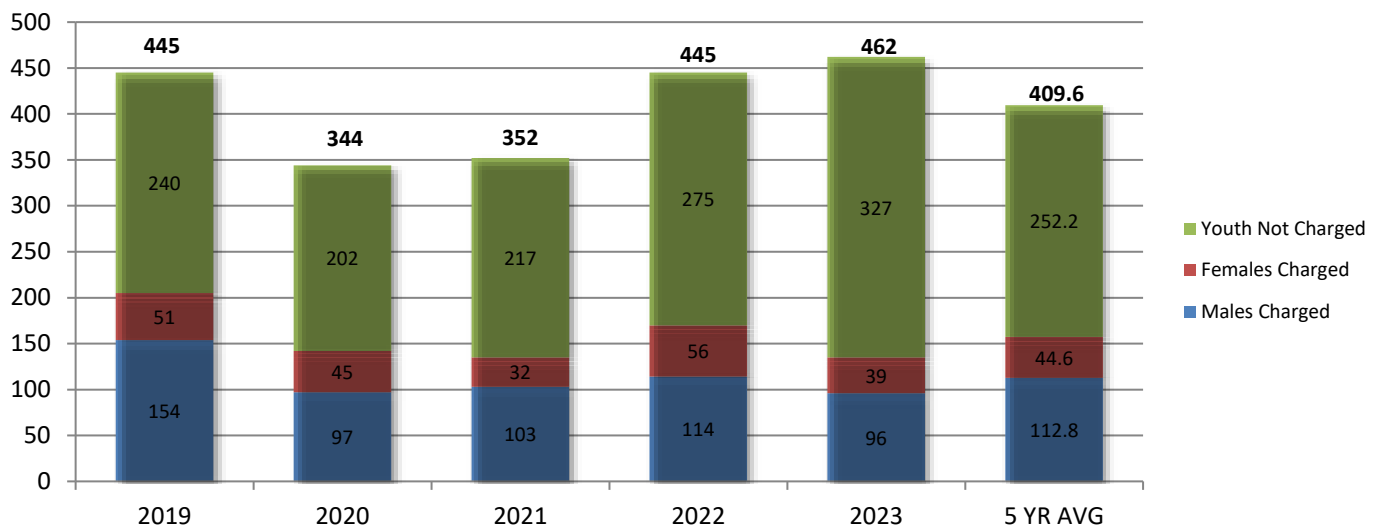
In 2023, violent crimes committed by youth in the City of Hamilton increased by 3.8% compared to 2022. When comparing 2023 to the 5-year average, there was an increase of youth involved in violent crime by 12.7%.

In 2023, 462 youths were involved in violent crime versus 445 in 2022.

Of the 462 involved youth, 135 youth were charged with a violent crime and 327 received an extrajudicial measure. The three most frequent youth violent crimes were Assault Level One, Utter Threats and Assault with a Weapon/Cause Bodily Harm.

Figure 6 Youth Involved in Violent Crime  
Source: Reference 1

**Youth Involvement In Violent Crime  
2019 - 2023 (Ages 12 - 17)**

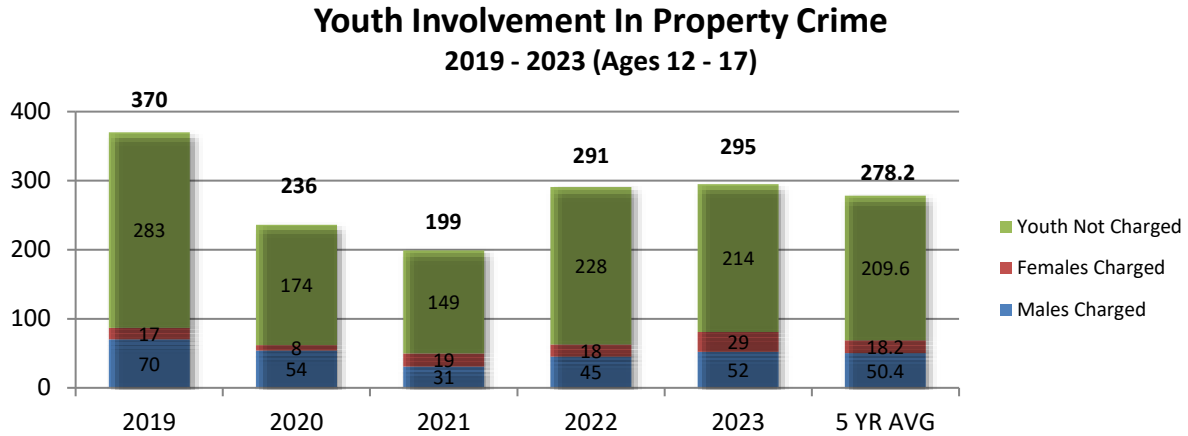


**Total Youth Involved in Property Crime**

Property Crime committed by youth in the City of Hamilton increased by 6.0% when comparing 2023 to the 5-year average. Youth involved in property crime increased by 1.3% from 291 in 2022 to 295 in 2023.

Of the 295 involved youth, 63 youth were charged with a property crime and 228 received an Extrajudicial Measure. The three most frequent youth property offences were Mischief, Shoplifting Under \$5000.00 and Break and Enter.

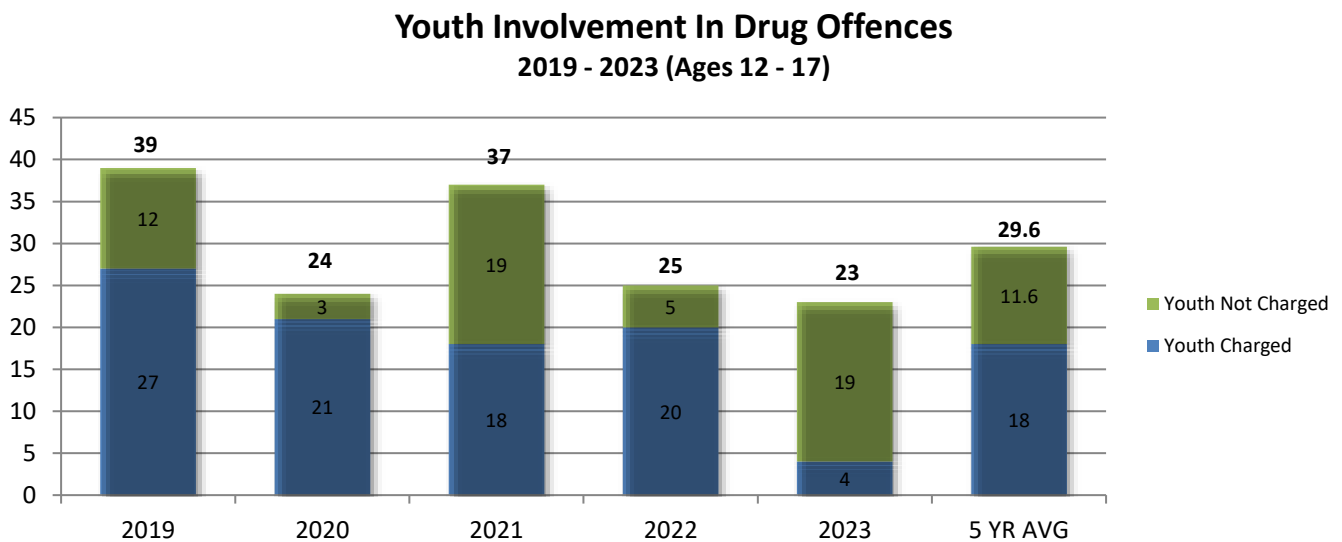
Figure 7 Youth Involved in Property Crime  
Source: Reference 1



### Total Youth Involved in Drug Offences

Drug offences committed by youth in the City of Hamilton decreased by 22.3% when comparing 2023 to the 5-year average. When compared to 2022, there was a decrease of 8.0% or 25 youth versus 23 youth in 2023.

Figure 8 Youth Involvement in Drug Offences  
Source: Reference 1



### Controlled Drug Substance Act

- 22 youth were arrested under the Controlled Drugs and Substances Act.
- Of the 22 youth arrested, 18 youth (81.8%) were charged and 4 youth (18.1%) diverted after arrest and received Extrajudicial Measures. The most common drug and offence that youth were charged for was Trafficking Methamphetamine followed by Trafficking Cocaine.

## Federal Cannabis Control Act, 2017

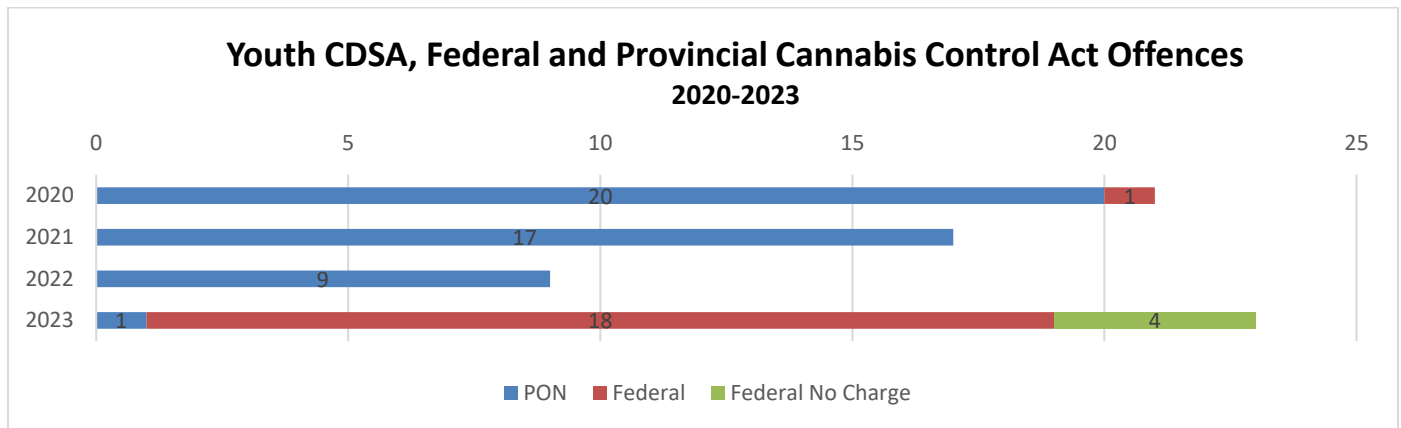
- Zero of the 23 youth charged under the Federal Cannabis Control Act, 2017 for possession of more than 5 grams.

## Provincial Cannabis Control Act, 2017

- 4.3% or 1 of the 23 youth charged under the Provincial Cannabis Control Act, 2017 for possession of less than 5 grams and received the following Provincial Offence Notice: Person under 19 years – possess cannabis 10(1).

Figure 9 Youth Involvement in Cannabis Control Act

Source: Reference 1, 5



## Youth Crime by Offence

In 2023, the three most frequent youth offences were Assault Level One, Mischief and Utter Threats.

Figure 10 Youth Crime by Offence

Source: Reference 1

2023 – 15 Offences that Constitute 79.2% Youth Involvement in Crime						
Offence	Males Charged	Females Charged	Not Charged (%)	Total 2022	Total 2023	Percentage Increase/Decrease 2022 / 2023
Assault – Level One	18	18	136 (79.0%)	167	172	+2.9%
Mischief	6	3	78 (89.6%)	117	87	- 25.6%
Utter Threats	8	2	67 (87.0%)	54	77	+42.5%
Shoplifting Under \$5000.00	1	5	62 (91.1%)	54	68	+25.9%
Assault – Level Two	21	7	37 (56.9%)	96	65	- 32.2%
Robbery	24	9	31 (48.4%)	43	64	+48.4%
Bail Violations	28	19	6 (18.1%)	83	53	- 36.1%
Break and Enter	14	3	22 (56.4%)	40	39	- 2.5%
Sexual Assault	7	0	26 (78.7%)	36	33	- 8.3%
Theft Under \$5000.00	1	2	29 (90.6%)	26	32	+23.0%
Possession Stolen Property Over \$5000.00	14	8	5 (18.5%)	20	27	+35.0%
Controlled Drug Substance Act	17	1	4 (18.1%)	16	22	+37.5%
Possession of Cannabis 10(1)	1 Provincial	Offence Notices		9	1	-88.8%
Combined Total Drug Offices				25	23	- 8.0%
Theft of Motor Vehicle	9	7	6 (27.2%)	18	22	+22.2%

<b>Possession of Weapons</b>	7	0	8 (53.3%)	9	15	<b>+66.6%</b>
<b>Motor Vehicle Collisions</b>	6	0	9 (60.0%)	8	15	<b>+87.5%</b>

## Strategic Targeted Offender Program (S.T.O.P.)

The Strategic Targeted Offender Program (S.T.O.P.) is specifically directed at High Risk Youth charged formally and are bound to abide by court-imposed conditions of release such as curfews and house arrest. The S.T.O.P. program is a way for officers to follow up and ensure the youth are compliant with their court-imposed conditions.

In 2023, 31 youth between twelve and seventeen years of age were identified for the S.T.O.P. program with 332 S.T.O.P. checks being done throughout the year. The direct home visit checks resulted in 21 youth arrests. Additional 37 youth arrests were the result of youth breaching their court-imposed conditions outside of the direct home visit checks with the youth engaged in criminal offences outside of their residence.

In total, 58 S.T.O.P. Program Youth arrested in 2023 compared to the 70 youth arrests in 2022.

Figure 12 Strategic Targeted Offender Program (S.T.O.P.)

Source: Reference 3

<b>2023 - Strategic Targeted Offender Program (S.T.O.P.)</b>					
<b>Division</b>	<b>Number of S.T.O.P. Targets</b>	<b>Number of S.T.O.P. Checks</b>	<b>Targets Arrested As Result Of S.T.O.P. Checks (A)</b>	<b>Targets Arrested Outside Of S.T.O.P. Checks (B)</b>	<b>Total Arrests A &amp; B</b>
<b>Div. 1</b>	9 avg. per month	79	1	4	5
<b>Div. 2</b>	10 avg. per month	72	8	11	19
<b>Div. 3</b>	12 avg. per month	61	5	18	23
<b>Youth Engagement Team</b>	31 avg. per month	120	7	4	11
<b>Total</b>	<b>31 avg. per month</b>	<b>332</b>	<b>21</b>	<b>37</b>	<b>58</b>

## Intervention Programs

The Hamilton Police Service are active members with the John Howard Youth Justice Committee (YJC), Hamilton Youth Justice Committee (HYJC), The Greater Toronto Area Extrajudicial Measures Committee (GTAEJM) and the Hamilton Youth Drug Diversion Program (HYDDP). As per the requirements of the Youth Criminal Justice Act (YCJA), the Hamilton Police Service has a formal agreement with the John Howard Society to operate the Extrajudicial Measures Diversion Referral Program. The program educates youth diverted from the judicial system about their actions and the impact within our communities.

In support of the Hamilton Police Service goal of reducing the availability and use of illegal drugs in our community, the Youth Engagement Team collaborated with divisional front line officers, the Crime Prevention Unit, Crime Managers and Investigative Services to address youth drug related offences.

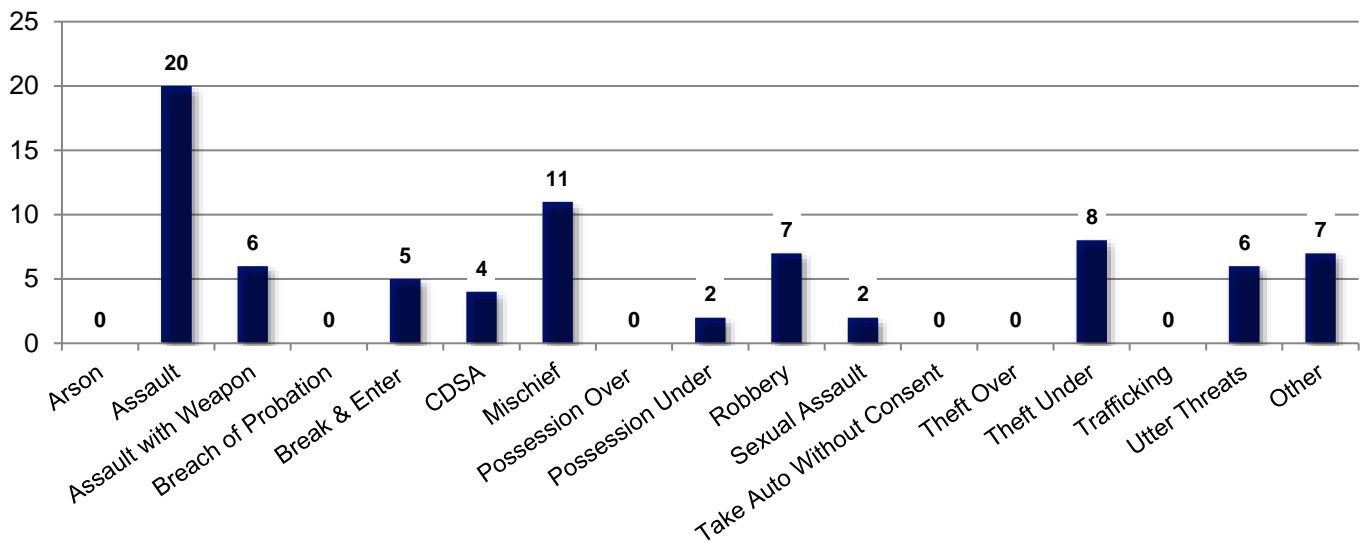
If a youth was found in contravention under the Controlled Drug Substance Act (C.D.S.A) or the Federal Cannabis Control Act 2017 and met qualifications, an Extrajudicial Measures referral was forwarded to The John Howard Society of Hamilton, Burlington and Area in lieu of criminal charges. The goal of the diversion program is to decrease the number of youth who are involved with the police, the judicial system and to educate on drug awareness.

In 2023, the John Howard Society received 78 Extrajudicial Measure Youth Pre-Charge Diversion Referrals for criminal offences from the Hamilton Police Service, a decrease of 22.0% from the 100 referrals in 2022.

Of the 78 referrals in 2023, 94.8% or 74 of the youth completed their designated diversion programs resulting with no youth criminal charges or a youth criminal record. The ones that failed to complete the program were charged accordingly with the original offence committed.

Figure 12 Pre-Charge Youth Diversions by Police  
Source: Reference 6

### 2023 Diversions by Offence



### Youth Mental Health Crisis

In 2014 the Chief’s Student Advisory Committee identified youth mental health as a critical concern and a coordinated approach was implemented in partnerships with the St. Joseph’s Health Care Youth Wellness Center, the Hamilton Police Service Mobile Crisis Rapid Response Team (M.C.R.R.T.), the Social Navigator Program (S.N.P.), the C.O.A.S.T. Program, Ron Joyce Medical Centre and McMaster Children’s Hospital. These agencies and programs continue to assist youth who experience mental health crisis and complex presentations.

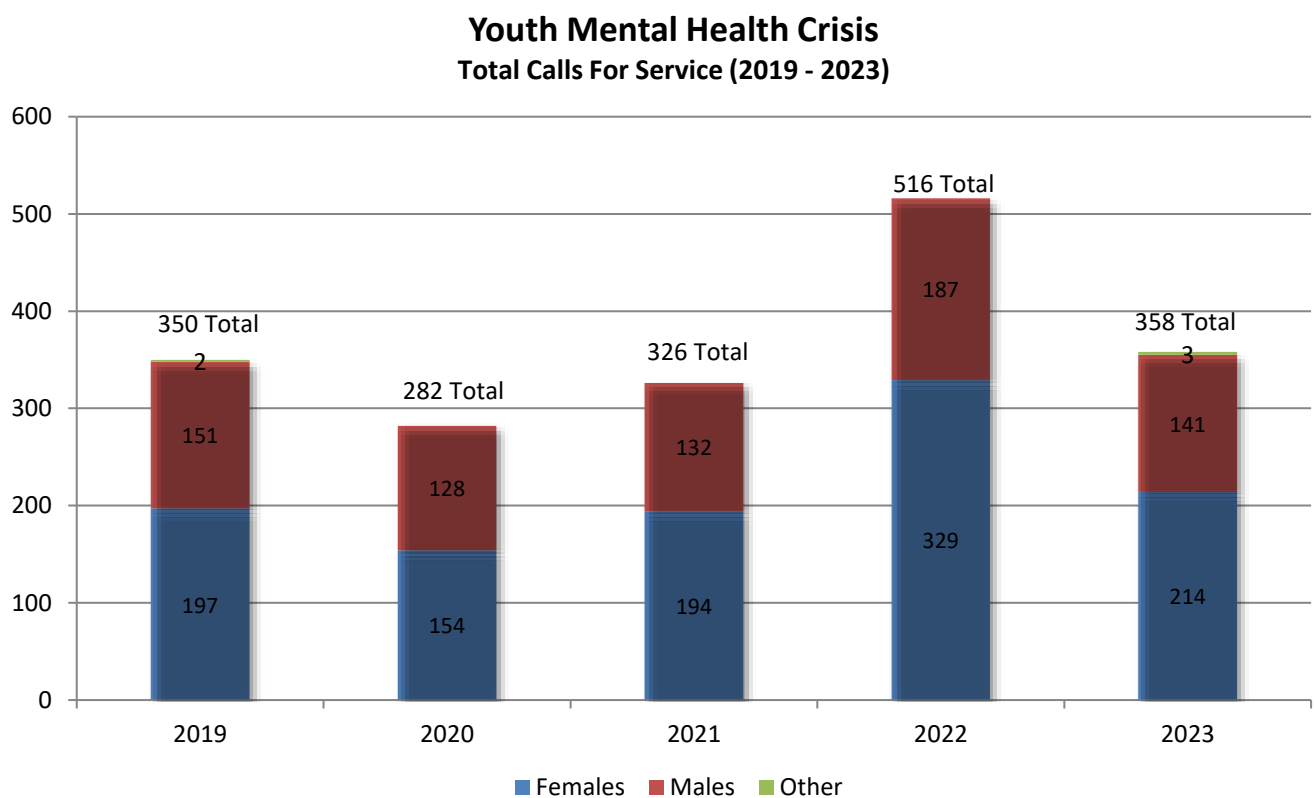


In 2023, the Hamilton Police Service responded to 358 individual youth between twelve and eighteen years of age for a Mental Health Crisis call for service. This represents a decrease of 30.6% or 158 less youth from 2022.

Of the 358 youth, 102 individual youth accessed services more than once, an increase of 56.9% compared to 65 individual youth in 2022.

There were 579 calls for service resulting in 322 youth apprehensions for a mental health assessment. This is a decrease of 6.6% apprehensions compared to the 345 youth in 2022.

Figure 13 Youth Mental Health Crisis  
Source: Reference 1



## Conclusion

The total number of youth between twelve and seventeen years of age involved in crime in the City of Hamilton for 2023 was 974. This represents an overall increase of 1.0% when comparing 2023 to the 5-year average.

The Youth Criminal Justice Act (Y.C.J.A.) clearly states the promotion of long-term protection within our communities are best achieved in prevention, intervention and suppression through positive engagement with youth in a meaningful approach opposed to the formal justice system. The Hamilton

Police Service continues to develop innovative and strategic methods to engage our youth and our community to ensure safety, education and consultation.

The Hamilton Police Service developed innovative and strategic approaches to assist our youth and families through community collaboration relating to safety, engagement, education and consultation. The Hamilton Police Service will continue to strive in addressing youth crime trends, victims of crime, youth in crisis and harm reduction within our communities.

Figure 15 Overall Youth Crime Stats  
Source: Reference 1

	2022	2023	Percentage Increase / Decrease
<b>Total Youth Charged and Not Charged</b>			
<b>Males Charged</b>	278	253	- 8.9%
<b>Females Charged</b>	116	95	- 18.1%
<b>Not Charged</b>	644	626	- 2.8%
<b>Total Youth Involved In Crime</b>	1,038	974	- 6.1%
<b>Youth Involvement in Violent Crime</b>			
<b>Males Charged</b>	114	96	- 15.7%
<b>Females Charged</b>	56	39	- 30.3%
<b>Not Charged</b>	275	327	+18.9%
<b>Total</b>	445	462	+3.8%
<b>Youth Involvement in Property Crime</b>			
<b>Males Charged</b>	45	52	+15.5%
<b>Females Charged</b>	18	29	+61.1%
<b>Not Charged</b>	228	214	- 6.1%
<b>Total</b>	291	295	+1.3%
<b>Youth Involvement in Drug Offences</b>			
<b>Controlled Drug Substance Act</b>			
<b>Males Charged</b>	11	17	+54.5%
<b>Females Charged</b>	0	1	0%
<b>Not Charged</b>	5	4	- 20.0%
<b>Total Controlled Drug Substance Act – C.D.S.A.</b>	<b>16</b>	<b>22</b>	<b>+37.5%</b>
<b>Cannabis Control Act, 2017</b>			
<b>Federal Cannabis Act, 2017 (Post Oct. 17<sup>th</sup>, 2018)</b>			
<b>Males Charged</b>	0	0	0%
<b>Females Charged</b>	0	0	0%
<b>Not Charged</b>	0	0	0%
<b>Total</b>	<b>0</b>	<b>0</b>	<b>0%</b>
<b>Provincial Cannabis Act, 2017 (Post Oct. 17<sup>th</sup>, 2018)</b>			
<b>Total Provincial Offence Notices Issued</b>	<b>9</b>	<b>1</b>	<b>-88.8%</b>
<b>Totality of all Drug Related Charges</b>	<b>25</b>	<b>23</b>	<b>-8.0%</b>

## **References**

- (1) The Hamilton Police Service, NICHE-UCR Occurrence Data as of January 16, 2024
- (2) Criminal Code of Canada, Youth Criminal Justice Act, s 4(a), amended December 18, 2019
- (3) The Hamilton Police Service, Senior Management Team (S.M.T.). Youth Coordinator Statistics, January 1, 2023 – December 31, 2023
- (4) Statistics Canada, Census Profile, 2021 Census Population, Profile table, Census Profile, 2021 Census of Population - Hamilton, Census division (CDR) [Census division], Ontario (statcan.gc.ca), viewed on April 19, 2023
- (5) Hamilton Police Service, Provincial Offence Notice Reports, January 1, 2023 – December 31, 2023
- (6) The Hamilton Police Service and John Howard Society of Hamilton, Burlington and Area, Senior Management Team (S.M.T.). Youth Coordinator Extrajudicial and Pre-Charge Diversion Statistics, January 1, 2023 – December 31, 2023

2023 Youth Services Annual Report  
Community Safety Division

Staff Sergeant David McKenzie



**HAMILTON  
POLICE SERVICE**  
Together. Stronger. Safer.

# Hamilton Police Service Youth Engagement Teams

**Youth Services Coordinator**  
Sgt. Jason Tadeson

**Youth Engagement & Mentorship Team**

**Vulnerable and Missing Youth**

Youth Engagement Officer

**Youth Mentorship and Community Programs**

Youth Engagement Officer

**Restorative Justice, Diversion and Indigenous Youth Team**

Youth Engagement Officer

- Vulnerable Youth Registry
- Intervention Meetings
- Youth Shelters and Group Homes
- Liaise with H.P.S. Social Navigator
- Youth Probation
- Youth Investigations
- Missing Youth
- Community Mobilization Support
- Liaise with Crime Prevention Unit

- Youth Engagement Series – Y.E.S.
- Back to School Program
- Youth Community Advisory Committee
- Community Mobilization Support
- PROACTION
- Youth Probation
- Investigations
- Liaise with Crime Prevention Unit

- Restorative Justice
- Pre-Diversion referrals
- STOP Target/Compliance Enforcement
- Liaise with Indigenous Communities
- F.A.S.D. Referrals
- Youth Probation
- Investigations
- Community Mobilization Support



# Youth Engagement

Community Engagement and Consultations → 1551





# Community Crime Prevention and Enforcement

# Community Crime Prevention and Enforcement

- Restorative Justice
- Pre-Diversion referrals
- STOP Target/Compliance Enforcement
- Liaise with Indigenous Communities
- F.A.S.D. Referrals
- Youth Probation
- Investigations
- Community Mobilization Support



# 2023 Youth Pre-Charge Diversions

In 2023, the John Howard Society received 78 Youth Extrajudicial Diversion referrals from the Hamilton Police Service, a decrease of 22.0% compared to the 100 referrals completed in 2022.

Of the 78 referrals, 94.8% or 74 of the youth completed their designated diversion program resulting in no youth criminal charges or a youth criminal record.

# 2023

462 youths were involved in violent crime versus 445 in 2022, an increase of 3.8%.

295 youth involved in property crimes vs 291 in 2022, an increase of 1.3%

22 youth were arrested under the Controlled Drugs and Substances Act, 8.0% decrease from 2022

# Youth Crime Dispositions 2023

|

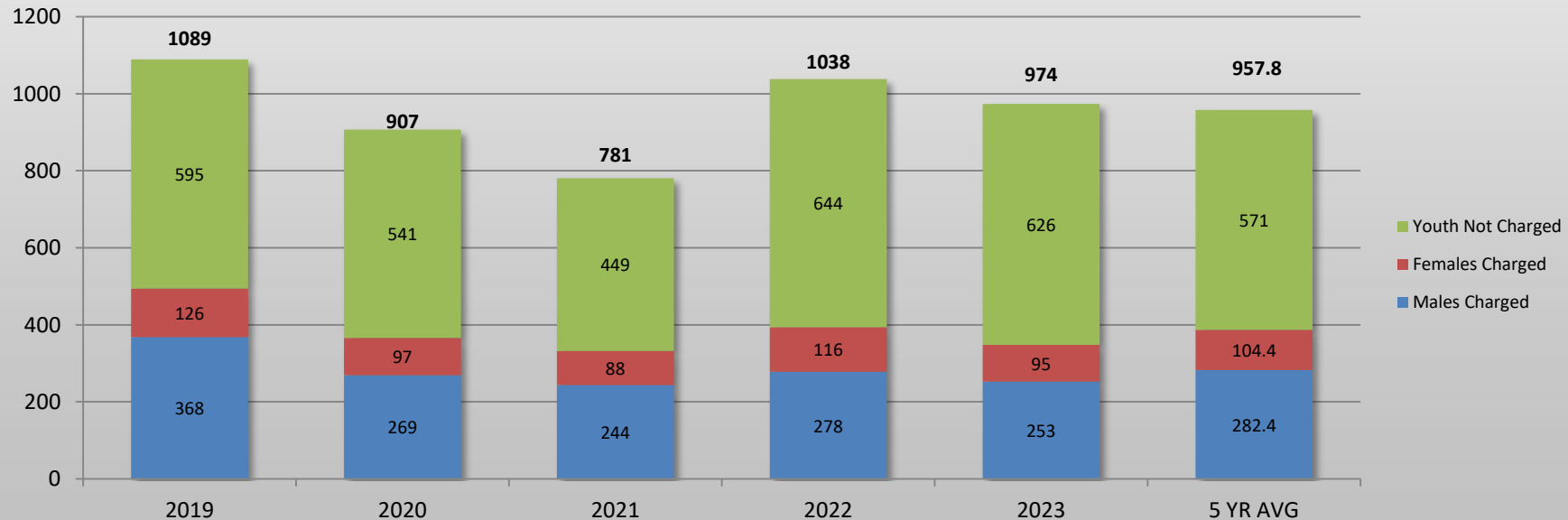
974 youth were involved in police reported crime resulting in 348 youth charged, a decrease of 11.6% from 2022

974 youth were involved in police reported crime compared to 1,038 in 2022, a decrease of 6.1%.

64.2% received an extrajudicial measure (No Further Action, Warning, Police Caution or Diversion).

## Youth Crime Dispositions

2019 - 2023 (Ages 12 - 17)



## Youth Crime by Offence

<b>2023 – 15 Offences that Constitute 79.2% Youth Involvement in Crime</b>						
Offence	Males Charged	Females Charged	Not Charged (%)	Total Youth Crime Involvement		Percent Change 2022 / 2023
				2022	2023	
<b>Assault – Level One</b>	18	18	136 (79.0%)	167	172	+2.9%
<b>Mischief</b>	6	3	78 (89.6%)	117	87	- 25.6%
<b>Utter Threats</b>	8	2	67 (87.0%)	54	77	+42.5%
<b>Shoplifting Under \$5000.00</b>	1	5	62 (91.1%)	54	68	+25.9%
<b>Assault – Level Two</b>	21	7	37 (56.9%)	96	65	- 32.2%
<b>Robbery</b>	24	9	31 (48.4%)	43	64	+48.4%
<b>Bail Violations</b>	28	19	6 (18.1%)	83	53	- 36.1%
<b>Break and Enter</b>	14	3	22 (56.4%)	40	39	- 2.5%
<b>Sexual Assault</b>	7	0	26 (78.7%)	36	33	- 8.3%
<b>Theft Under \$5000.00</b>	1	2	29 (90.6%)	26	32	+23.0%
<b>Possession Stolen Property Over \$5000.00</b>	14	8	5 (18.5%)	20	27	+35.0%
<b>Controlled Drug Substance Act</b>	17	1	4 (18.1%)	16	22	+37.5%
<b>Possession of Cannabis 10(1)</b>	1 Provincial	Offence Notices		9	1	-88.8%
<b>Combined Total Drug Offices</b>				25	23	- 8.0%
<b>Theft of Motor Vehicle</b>	9	7	6 (27.2%)	18	22	+22.2%
<b>Possession of Weapons</b>	7	0	8 (53.3%)	9	15	+66.6%
<b>Motor Vehicle Collisions</b>	6	0	9 (60.0%)	8	15	+87.5%



# Strategic Targeted Offender Program (S.T.O.P.)

2023

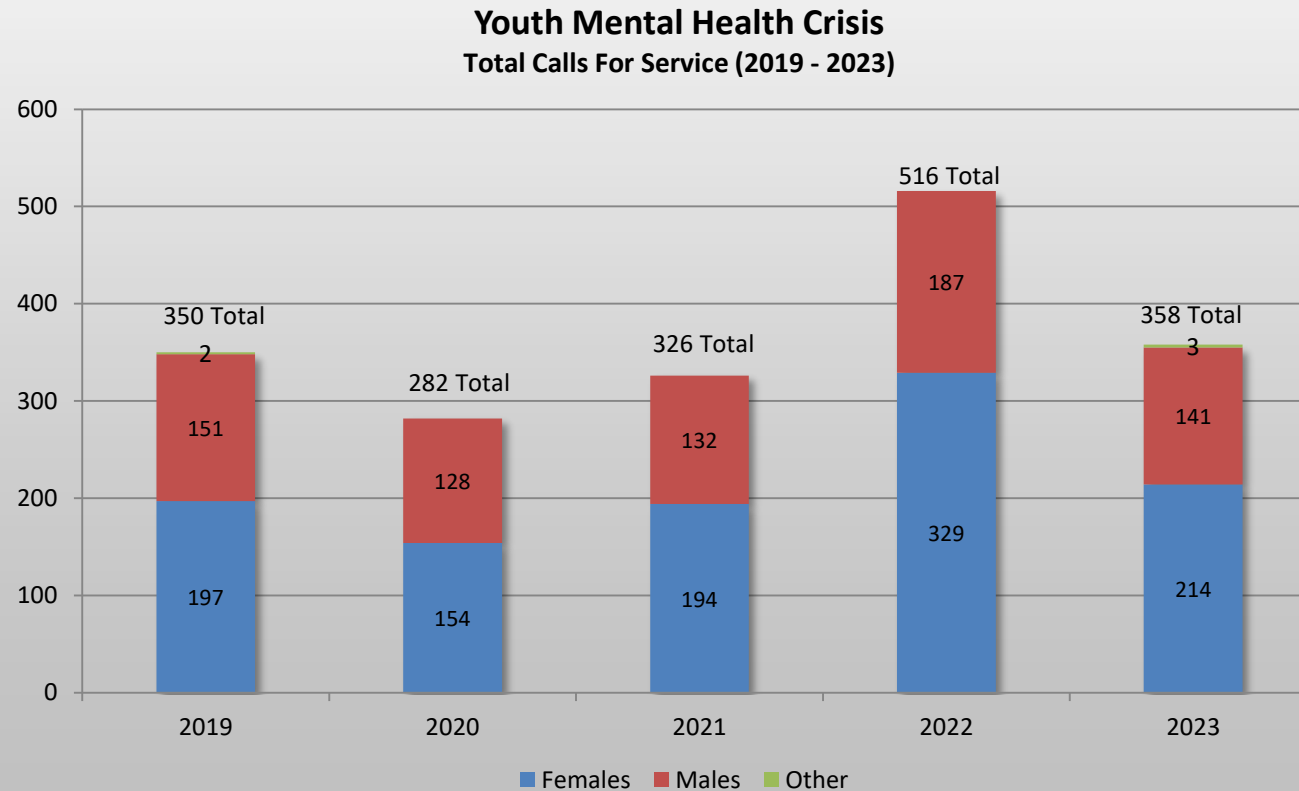
Youth Engagement Team	120 S.T.O.P. checks
Divisional Officers	212 S.T.O.P. checks
Total	332 S.T.O.P. checks
Arrests	58 (70 in 2022)

## Youth Mental Health Crisis – Calls For Service (2019–2023)

In 2023, the Hamilton Police Service responded to 358 individual youth between the ages of 12 yrs. – 18 yrs. for a Mental Health Crisis call for service, a decrease of 30.6% youth from 2022.

Of the 358 youth, 102 individual youth accessed services more than once, an increase of 56.9% compared to 65 individual youth in 2022.

579 calls for service resulting in 322 youth apprehensions, a decrease of 6.6% apprehensions compared to the 345 youth in 2022.





## Community Mobilization Section