




HAMILTON POLICE SERVICE

INFORMATION REPORT

TO:	Chair and Members Hamilton Police Services Board
BOARD MEETING DATE:	May 24, 2022
SUBJECT:	2021 Year End Report – Youth Crime Stats
REPORT NUMBER:	22-047
SUBMITTED BY:	Frank Bergen, Chief of Police
SIGNATURE:	

EXECUTIVE SUMMARY

- The attached Appendix “A” – Year-end Report – Youth Crime 2021 provides an outline of youth crime and trends in 2021;
- The report demonstrates the continued commitment to youth and community engagement by the Hamilton Police Service (HPS);
- The report encompasses the overall approach to youth crime and services for 2021 as guided by our Strategic Approach to Youth Crime

INFORMATION

The total number of youth between 12 – 17 years of age involved in crime in the City of Hamilton for 2021 was 781. This represents an overall decrease of 13.8% youth involved in crime, whereas the national decrease is 23%.

- Youth Involved in violent crimes increased by 2.3% in 2021 from 2020
- Youth involved in property crimes decreased by 15.6% in 2021 from 2020
- Youth involved in drug offences decreased by 17.7% in 2021 from 2020

Vision: To be a trusted partner in delivering public safety.

Mission: To serve and protect in partnership with our communities.

Our Values: Compassionate, Dedicated, Inclusive, Integrity, Innovative, Professional, Teamwork

The Hamilton Police Service continued developing innovative and strategic approaches to assist our youth in partnership with our community relating to safety, engagement, education and consultation to decrease youth crime, violent crime, wherever possible.

The HPS Youth Coordinator, Community Service, School Liaison and Divisional Youth Officers continued to participate with intelligence led policing liaising with Front Line Officers, the Crime Prevention Unit and Investigative Services addressing youth crime prevention, intervention and suppression initiatives, such as the Strategic Targeted Offender Program (STOP), the Extrajudicial Measure Diversion Program and Hamilton Youth Dug Diversion Program.

In 2021, the goals of Hamilton Police Youth Services were adopted by the HPS 2019-2021 Business Plan:

- **Community Safety**: *to ensure the safety of the communities we serve.*
- **Engagement an Partnerships**: *to foster effective relationships with all of our communities.*
- **People and Performance**: *to increase professional development, leadership and training opportunities.*

The 2021 Youth Services Annual Report outlines the internal and external programs and initiatives in which HPS and community partners engaged in collaboratively to reduce youth crime, victims of crime and harm reduction within our communities to contribute to the achievement of these goals.

APPENDICES AND SCHEDULES ATTACHED

Appendix A - Hamilton Police Service – 2021 Youth Services Annual Report



FB/T.MacSween

cc: Paul Hamilton, Deputy Chief – Support
Treena MacSween, Superintendent – Community Mobilization Division
Frank Miscione, Inspector – Community Mobilization Division

Vision: To be a trusted partner in delivering public safety.

Mission: To serve and protect in partnership with our communities.

Our Values: Compassionate, Dedicated, Inclusive, Integrity, Innovative, Professional, Teamwork



2021

HAMILTON POLICE SERVICE YOUTH SERVICES ANNUAL REPORT

SUBMITTED BY
Sergeant Jason Tadeson
Community Mobilization Division



Appendix “A”

Table of Contents

Executive Summary.....2-5

Strategic Approach to Youth Crime.....6

Youth Crime by Division.....6

Total Youth Involved in Crime.....7

Total Number of Youth Charged and Not Charge.....7

Total Youth Involved in Violent Crime.....8

Total Youth Involved in Property Crime.....8

Total Youth Involved in Drug Offences.....9

Youth Crime by Offence.....10

Strategic Targeted Offender Program (S.T.O.P.).....10

Intervention Programs.....11

Hamilton Youth Drug Diversion Program.....11

Youth In Crisis.....12

Youth In Crisis – Calls For Service.....13

Conclusion.....14

EXECUTIVE SUMMARY

The total number of youth between 12 and 17 years of age involved with crime in the City of Hamilton for 2021 has decreased since 2020. Nationally, the number of youth involved in crime has steadily decreased since 2009¹ and Hamilton has mirrored this trend. In 2021, 781² youths were involved in crime, compared to 907² in 2020. This represents an overall **decrease of 13.8%** youth involved with crime whereas the national decrease is 23%³.

In keeping with the principles of the **Youth Criminal Justice Act (Y.C.J.A.)** - "Extrajudicial Measures" are often the most appropriate and effective way to address youth crime⁴. (No Further Action, Warning, Police Caution or Diversion).

Violent Crimes in the City of Hamilton **increased by 2.3%**. In 2020 – 344 youths were involved in violent crimes versus 352 in 2021. Of the 352 involved youth, 135 were charged with a violent crime and 61.6% received an extrajudicial measure. The three most frequent youth violent crimes were Assault Level One, Assault Level Two and Sexual Assault.

Property Crimes in the City of Hamilton **decreased by 15.6%**. In 2020 - 236 youth were involved in property crime versus 199 in 2021. Of the 199 involved youth, 50 were charged with a property crime and 74.8% received an extrajudicial measure. The three most frequent youth property offences were Mischief, Break and Enter and Shoplifting.

Drug Offences in the City of Hamilton **decreased by 17.7%**. In 2021 - 37 youths were involved in drug offences versus 45 youths in 2020.

- 48.6% or 18 of the 37 youth were charged under the **Controlled Drug Substance Act** with 2 youth extrajudicial measures.
- Zero (0) of the 37 youth were charged under the **Federal Cannabis Control Act, 2017** (more than 5 grams) with zero youth extrajudicial measures.
- 45.9% or 17 of the 37 youth were charged under the **Provincial Cannabis Control Act, 2017** (less than 5 grams) and received the following Provincial Offence Notices:
 - Person under 19 years – possess cannabis 10(1) = 16
 - Person under 19 years – consume cannabis 10(1) = 1

The Hamilton Police Service continued developing innovative and strategic approaches to assist our youth in partnership with our community relating to safety, engagement, education and consultation.

Through intelligence led policing, the youth officers collaborated with Front Line Officers, the Crime Prevention Unit and Investigative Services to address and decrease youth crime, wherever possible.

The Divisional Youth and School Liaison Officers are responsible for the coordination and implementation of the Strategic Targeted Offender Program (S.T.O.P.), the Extrajudicial Measures Diversion Program and the Hamilton Youth Drug Diversion program.

The statistics captured in this report demonstrates the efficacy of our Youth Serving Officers in the delivery of service, proactive initiatives and youth-community engagements.

¹ Police-reported crime statistics in Canada, July 27, 2021, Statistics Canada

² The Hamilton Police Service – NICHE-UCR Occurrence Data, January 20, 2022

³ Police-reported crime statistics in Canada, July 27, 2021, Statistics Canada

⁴ Youth Criminal Justice Act, s. 4(a)

Youth Service Coordinator

The Hamilton Police Service, through the office of the Youth Service Coordinator, collaborated in partnership with community youth services, committees and organizations augmenting our vision to be a trusted partner in delivering public safety.

- Violent Threat Risk Assessment (V.T.R.A.) Protocol Intervention Committee
- Youth with Complex Suicidal Needs (Y.C.S.N.) Protocol Intervention Committee
- The Hamilton Drug Strategy Prevention Committee
- The John Howard Society
- The Committee of Youth Officers for the Province of Ontario (C.O.Y.O.)
- The School Board Liaison Committee
- The Hamilton Youth Justice Committee
- The Street Youth Planning Collaborative - Front Line Advisory Committee (SYPC - F.L.A.C.)
- The Greater Toronto Area Extrajudicial Measures Committee
- The Hamilton Collaboration Fetal Alcohol Spectrum Disorder Network
- The Canadian Police Youth Network (CPYN)
- The Youth Probation and Parole Officers Committee
- The Youth Engagement Series (Y.E.S.) Program;
- The Hamilton Fetal Alcohol Spectrum Disorder (F.A.S.D.) Youth Justice Advisory Committee
- The Community Service Officers of Ontario Committee
- The Hamilton Youth Strategy Steering Committee

Youth Services Coordinator Presentations

The Youth Service Coordinator provided consultations and/or presentations regarding the strategic approach to Youth Crime, Youth in Crisis, Extrajudicial Measures and Diversions centered on the 2020 Hamilton Police Service Youth Annual Report with:

- The Hamilton Police Service Victim Services Branch
- Mohawk College – Community and Justice Program
- The Street Youth Collaborative Front Line Advisory Committee (F.L.A.C.)
- The Youth Serving Agencies Network (Y.S.A.N.)
- The North Hamilton Compass Youth Program

Youth Service Coordinator School Lockdown Consultations and Presentations

The objective for the consultations and presentations is to convey awareness and education amongst our local school boards, community partners and newly hired communications personnel as it relates to Police “Immediate Rapid Deployment” (I.R.D.) and “School Lockdown Protocols”. The presentations encompassed policing principles and fundamentals highlighting all roles and duties relating to Immediate Rapid Deployment and School Lockdown occurrences.

- Hamilton Police Service Communications Branch
- The Hamilton Emergency Medical Service (E.M.S.), Hamilton Fire Department, City of Hamilton Hospitals and Medical Facilities.

Cram a Cruiser

Traditionally, the Youth Service Coordinator assisted with organizing and facilitating the CRAM-A-CRUISER event in partnership with Hamilton Food Share and our Hamilton School Boards, however, due to the 2021 COVID Pandemic, the CRAM-A-CRUISER event was placed on hold.

Violence Threat Risk Assessment (V.T.R.A.)

As per the “**Violence Threat Risk Assessment**” (V.T.R.A.) protocol, all Hamilton School Boards, the Hamilton Police Service and community youth services are committed to the safety of all students, visitors and staff. As a result, the Hamilton School Boards take appropriate action with any student(s) behaviours deemed to pose a potential risk to other students, staff and members of our community. The measures from the School Boards and community partners assist with anticipated early intervention and support(s) in the prevention of school violence. The Youth Service Coordinator participated with V.T.R.A. plan of care protocols throughout 2021.

Youth with Complex Suicide Needs (Y.C.S.N.)

The “**Youth with Complex Suicidal Needs**” (Y.C.S.N.) protocol is to develop a comprehensive and coordinated approach to care for children and youth who have been identified as being at high-risk for suicide and have complex presentations and/or for whom community youth services struggle to ensure safety. The goal of the protocol is to keep children and youth from completing suicide by allowing community partners to trigger an imminent decision-making process to develop a coordinated care plan across all organizations. The Youth Services Coordinator participated with Y.C.S.N. youth plan of care protocols throughout 2021.

Youth Initiatives and Grants

The *Community Safety and Policing (CSP) Grant* through the Solicitor General of Ontario supports a variety of local community projects that focus on addressing local risks to help reduce youth crime and victimization focusing on Human Trafficking, Guns/Gangs and Sexual Violence.

The Hamilton Police Service, by written application, requested funding and were approved for the “**Youth Engagement Series – Yes**” program and the “**Youth Prevention & Intervention Initiative**”.

Youth Engagement Series – Y.E.S. Program

The *Community Safety and Policing (CSP) Grant* allocated \$147,800.00 to coordinate the operational programming and supports such as hiring an additional YMCA anti-human trafficking youth in-transition worker and a part-time YMCA youth court support worker.

In partnership with the Hamilton YMCA and the City of Hamilton Youth Annex program, a youth-focused engagement program was implemented over a series of workshops to educate and empower at-risk youth between 12 – 18 years of age relating to Human Trafficking, Guns/Gangs, Vice/Drugs, Fraud, Social Media and Well-Being.

The “Youth Prevention and Intervention Initiative”

The *Community Safety and Policing (CSP) Grant* allocated \$160,281 for program supports and case management assisting children, youth and their families among the Hamilton Community.

The Hamilton Police Service, the John Howard Society of Hamilton, Burlington and Area and local School Boards worked collaboratively, utilizing an integrated service model approach involving various programs to improve community safety and well-being for in-risk, at-risk and high-risk youth in Grades 6, 7 and 8 addressing criminogenic thinking patterns to develop pro-social behaviors.

Through education, prevention and intervention strategies, the aforementioned initiatives provided mentorship and support programs for our children and youth to re-engage within their community and educational programs.

Community Service and School Liaison Officer

The following table reflects the Community Service and School Liaison Officers participation with the Hamilton Wentworth Catholic School Board, French Public, French Catholic and Private Schools within the City of Hamilton, amid the COVID 19 School Protocol restrictions and closures.

<i>January 2021 – December 2021</i>	Division 1	Division 2	Division 3	Totals
Number of Schools	14	20	52	86
Number of Elementary Schools	7	18	39	64
Number of Secondary Schools	7	2	13	22
Number of Community Service Officers – Elementary Schools	1	1	1	3
Number of School Liaison Officers – Secondary Schools	1	1	1	3
Number of Divisional Youth Officers	0	2	1	3
School Visits	20	22	123	165
Meetings	14	18	15	47
School Lockdown Drills	0	0	0	0

Overall Youth Calls for Service and all Hamilton School Board Occurrences

Of the 380 serious violation calls for service, 94 or 25% were school related occurrences in all three Divisions.

Youth Occurrence January 2021 – December 2021	Youth Calls for Service	School Related	Div. 1	Div.2	Div. 3
Assaults (Level 1, Aggravated, Weapons)	187	57 (30%)	1	17	39
Homicide (Murder, Manslaughter)	2	0 (0%)	0	0	0
Possession of Weapons	13	1 (8%)	0	0	1
Uttering Threats / Harassment Harassing Communications	50	12 (24%)	1	4	7
Robbery	36	13 (36%)	3	5	5
Mischief	82	9 (11%)	2	5	2
Theft Under	10	2 (20%)	1	0	1
Total	380	94 (25%)	8	31	55

Community Service, School Liaison and Divisional Youth Officer

The following table reflects the Community Service, School Liaison and Divisional Youth Officers youth and patrol duties, amid COVID 19 Protocol restrictions.

<i>January 2021 – December 2021</i>	Division 1	Division 2	Division 3	Totals
Investigations	117	123	84	324
Informal Restorative Justice	0	0	0	0
Formal Restorative Justice	3	0	0	3
Days Seconded to Patrol/Other Duties	144	217	188	549

2021 STRATEGIC APPROACH TO YOUTH CRIME

This report will highlight youth crime trends for 2021 and the strategic approach as adopted by the Hamilton Police Service 2019 – 2021 Business Plan:

COMMUNITY SAFETY

OBJECTIVE: To ensure the safety of the communities we serve
PRIORITIES: *Crime trends, public safety, communication, harm reduction*

ENGAGEMENT & PARTNERSHIPS

OBJECTIVE: To foster effective relationships with all of our communities
PRIORITIES: *Community participation, volunteers, information sharing*

PEOPLE & PERFORMANCE

OBJECTIVE: To increase professional development, leadership and training opportunities
PRIORITIES: *Training, leadership, member communication*

Youth Crime by Division

The City of Hamilton is divided into three policing divisions. Division One encompasses the downtown inner city area, Division Two encompasses the City of Hamilton east border, Stoney Creek and Stoney Creek Mountain and Division Three encompasses the City of Hamilton Mountain, Ancaster, Dundas, Waterdown and outlying areas. The City of Hamilton’s population is approximately 569,355⁵. Division One comprises 113,871 people (20% of the overall population), Division Two comprises 199,275 people (35% of the total population) and Division Three comprises 283,209 people (45% of the total population).

Youth Crime by Division 2021				
	Males Charged	Females Charged	Not Charged	Totals
Division 1	71	32	92	195
Division 2	83	35	159	277
Division 3	90	21	198	309
Totals	244	88	449	781

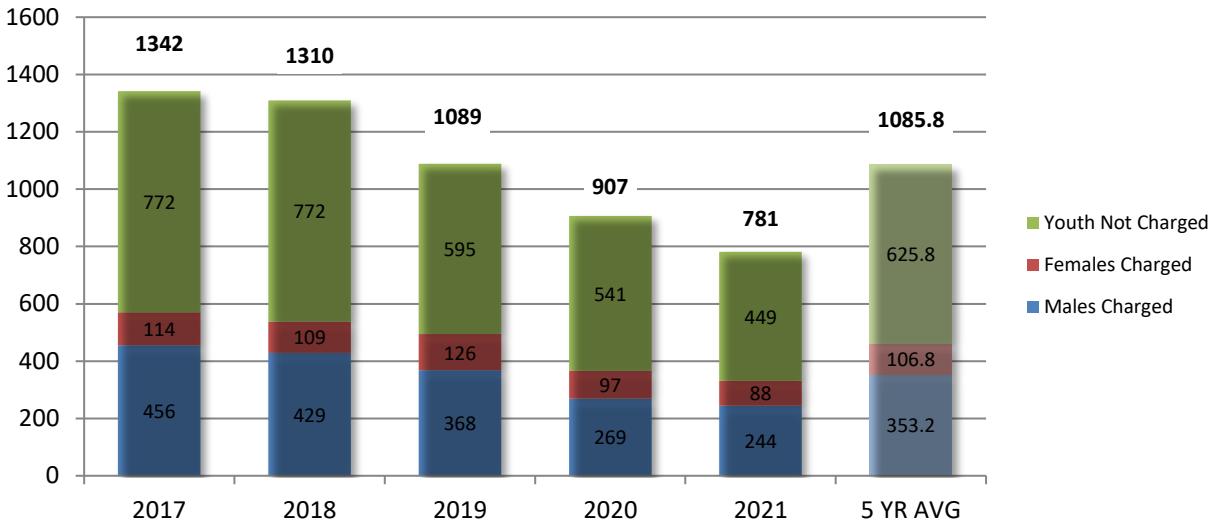
Youth Crime by Division %Youth Involved vs % Divisional Population		
	%Youth Involved in Crime	%Population
Division 1	24.9%	20%
Division 2	35.4%	35%
Division 3	39.5%	45%

⁵ City of Hamilton web-site, 2021 Census-Population, February 9, 2022

Total Youth Involved in Crime

Overall, youth involved in crime decreased from 907 in 2020 to 781 in 2021, a decrease of 13.9% compared to the national decrease of 23%⁶.

Total Youth Charged and Not Charged 2017 - 2021 (Ages 12 - 17)

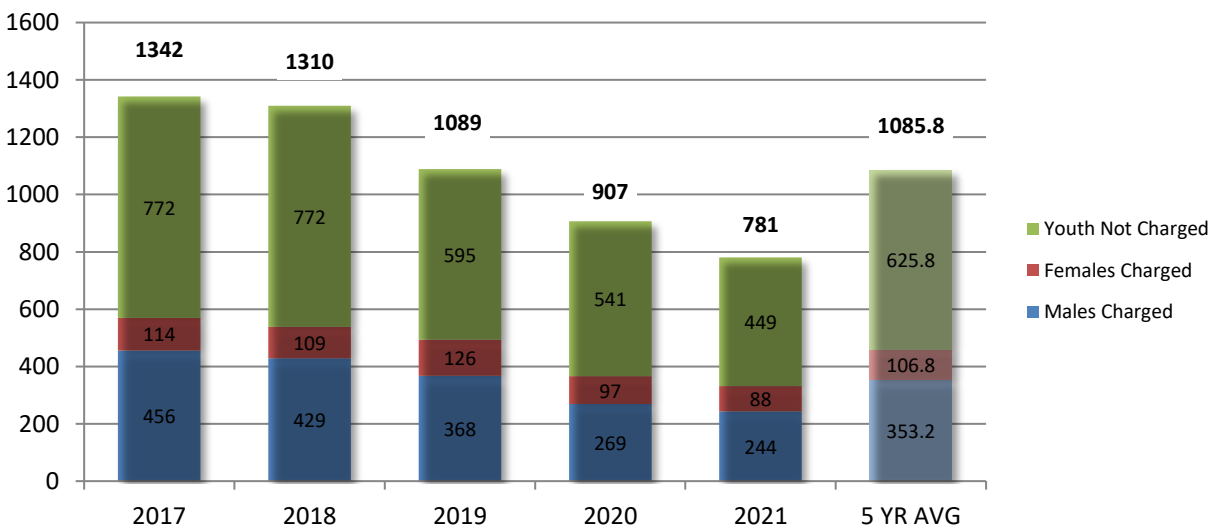


Total Number of Youth Charged and Not Charged

In 2021 – 781 youth were involved in crime with 332 charged, a decrease of 9.2% or 366 youth charged in 2020.

Of the 332 charged – 88 were females, 244 were males and the remaining 449 youth or 54.7% received an extrajudicial measure (No Further Action, Warning, Police Caution or Diversion).

Total Youth Charged and Not Charged 2017 - 2021 (Ages 12 - 17)



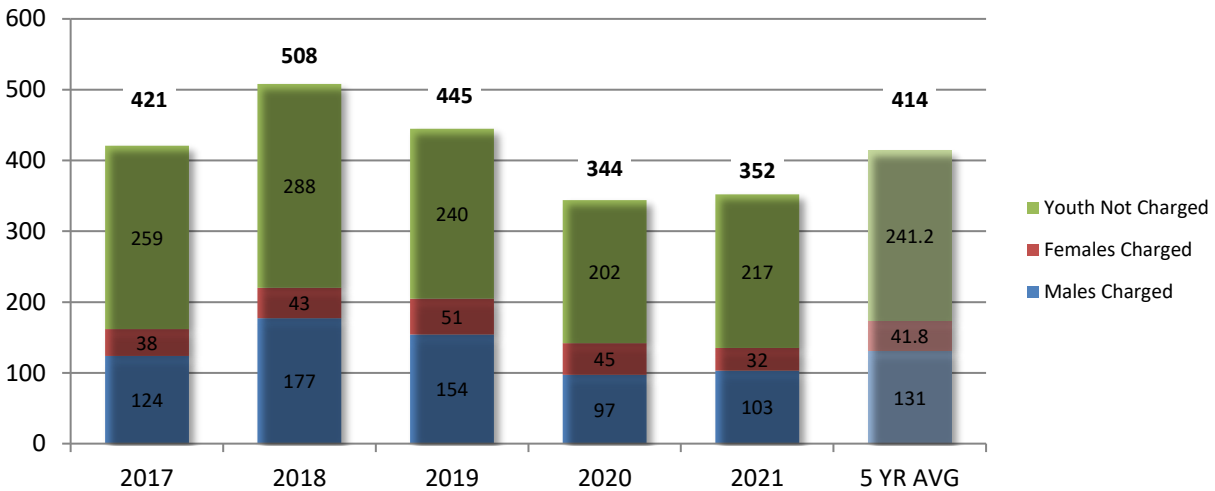
⁶ Police-reported crime statistics in Canada, July 27, 2021, Statistics Canada

Total Youth Involved in Violent Crime

In comparison to 2020, the 2021 Hamilton data identified an **increase of 2.3%** in youth violent crime. In 2020 – 344 youths were involved in violent crimes with 142 youth charged and 58.7% receiving an extrajudicial measure.

In 2021 - 352 youths were involved in violent crime with 135 charged (32 females and 103 males). The remaining 217 or 61.6% received an extrajudicial measure.

Youth Involvement In Violent Crime 2017 - 2021 (Ages 12 - 17)

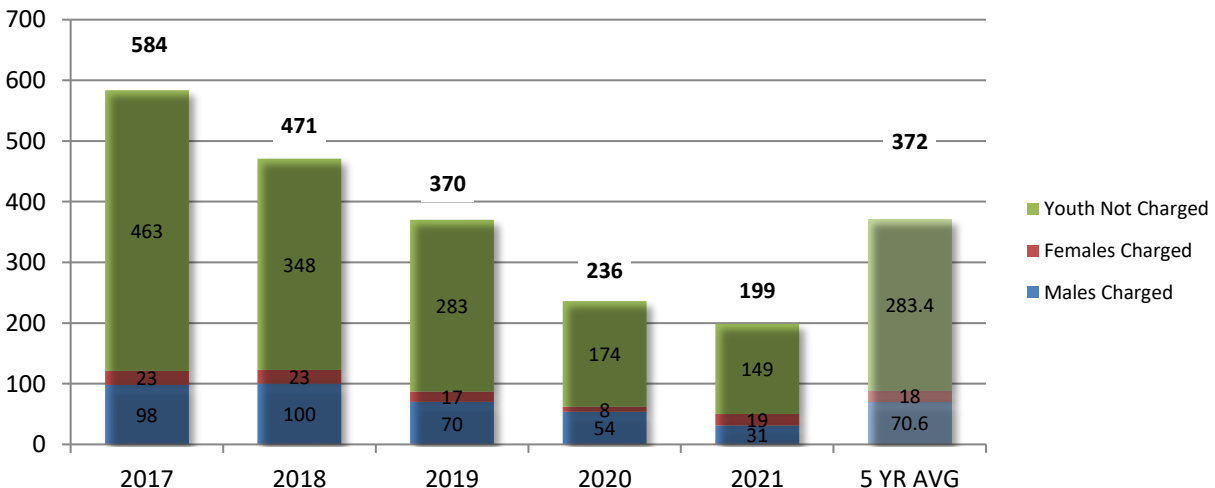


Total Youth Involved in Property Crime

Youth involved in property crime **decreased by 15.7%**, from 236 in 2020 to 199 in 2021. Of the 199 involved youth, 50 were charged (19 females and 31 males). The remaining 149 or 74.8% received an extrajudicial measure.

In 2021, the three most frequent youth property offences were Mischief (82), Break and Enter (32) and Shoplifting (25).

Youth Involvement In Property Crime 2017 - 2021 (Ages 12 - 17)



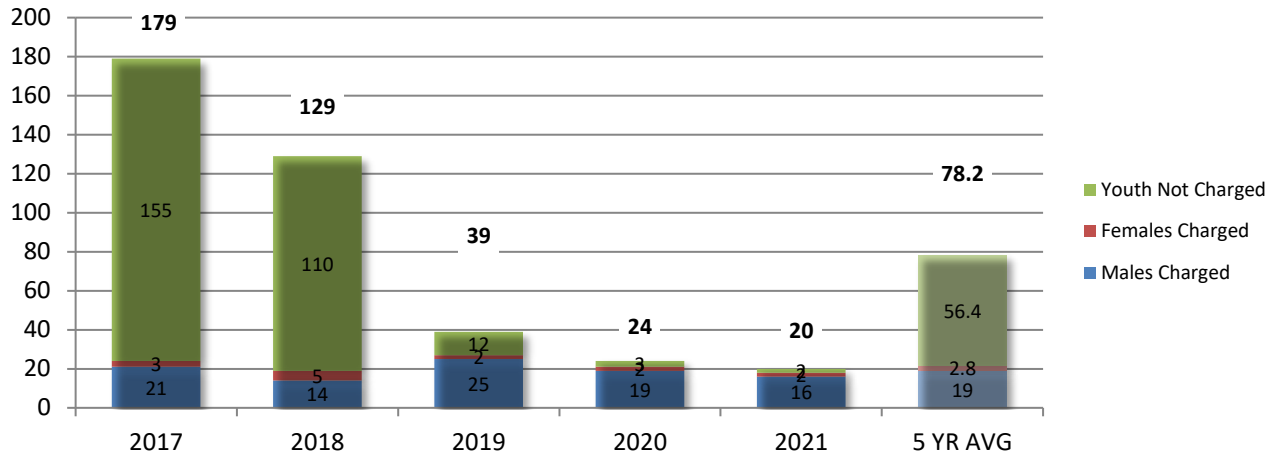
Total Youth Involved in Drug Offences

In 2021, 37 youths were involved in overall drug offences. This is a decrease of 17.7% when compared to 45 youths in 2020.

Controlled Drug Substance Act (C.D.S.A.)

- 48.6% or 18 of the 37 youth charged (2 females and 16 males) under the **C.D.S.A.** with 2 youth extrajudicial measures.

Youth Involvement In Drug Offences
2017 - 2021 (Ages 12 - 17)



Federal Cannabis Control Act, 2017

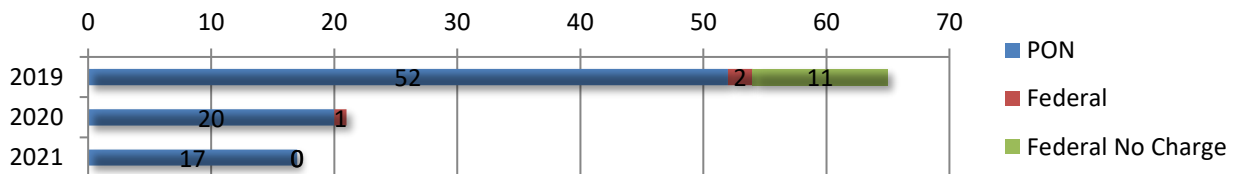
- Zero of the 37 involved youth charged under the **Federal Cannabis Control Act, 2017** (more than 5 grams) with zero youth extrajudicial measures.

Provincial Cannabis Control Act, 2017

- 45.9% or 17 of the 37 youth were charged under the **Provincial Cannabis Control Act, 2017** (less than 5 grams) and issued Provincial Offence Notices.

	Possess Cannabis 10(1)	Consume Cannabis 10(1)
Person Under 19 Years	16	1

Youth Involvement In Cannabis Control Act



Of the 37 youth involved in drug related offences, 35 youth were charged and 5.4% received extrajudicial measures.

Youth Crime by Offence

In 2021, the five most frequent youth offences were Assault Level One (115), Mischief (82), Assault - Level Two (70), Bail Violations (60) and Sexual Assault (43). The chart represents 15 offences that constitute 77.0% youth involvement in crime.

2021 - Youth Involvement in Crime by Frequency of Offence (Top Fifteen)						
Offence	Males Charged	Females Charged	Not Charged (%)	Total 2020	Total 2021	Percentage Increase/Decrease 2019 / 2020
Assault – Level One	13	13	89 (77.3%)	116	115	-0.8%
Mischief	1	3	78 (95.1%)	96	82	-14.5%
Assault – Level Two	30	13	27 (88.5%)	67	70	+4.4%
Bail Violations	45	14	1 (1.6%)	67	60	-10.4%
Sexual Assault	9	0	34 (79.0%)	25	43	+72.0%
Utter Threats	4	2	35 (85.3%)	39	41	+5.1%
Robbery	25	0	11 (30.5%)	43	36	-16.2%
Break and Enter	9	1	22 (78.0%)	41	32	-21.9%
Shoplifting	0	2	23 (92.0%)	43	25	-41.8%
Possession Over \$5000.00	14	4	2 (10.0%)	10	20	+100%
Controlled Drug Substance Act	16	2	2 (10.0%)	24	20	-16.6%
Possession of Cannabis	0 Federal	0	0 (0.0%)	1	0	-100%
	17 Provincial	Offence Notices	0 (0.0%)	21	17	-19.0%
Disputes and Disturbances	0	0	14 (100%)	44	14	-68.1%
Trespass to Property Act	2	0	12 (85.7%)	24	14	-41.6%
Fail to Attend Court	7	6	0 (0%)	8	13	+62.5%

Strategic Targeted Offender Program (STOP)

The Strategic Targeted Offender Program (S.T.O.P.) specifically directed at High Risk Youth⁷ charged formally and are bound to abide by court-imposed conditions of release. The S.T.O.P. program is a way for officers to follow up and ensure the youth are compliant with their court-imposed conditions. The number of youths arrested outside of the S.T.O.P. checks would suggest the program has identified the correct youth to be in the program.

There were 1,505 S.T.O.P. checks conducted in 2021 resulting in 45 youth arrests.

2021 - Strategic Targeted Offender Program (STOP)					
Division	Number of STOP Targets	Number of STOP Checks	Targets Arrested As Result Of STOP Checks	Targets Arrested Outside Of STOP Checks	Total
Div. 1	16 avg. per month	310	6	6	12
Div. 2	14 avg. per month	1,022	11	17	28
Div. 3	16 avg. per month	173	1	5	5
Total	15 avg. per month	1,505	18	27	45

2020: 1,232 S.T.O.P. Checks, 73 Total Arrests

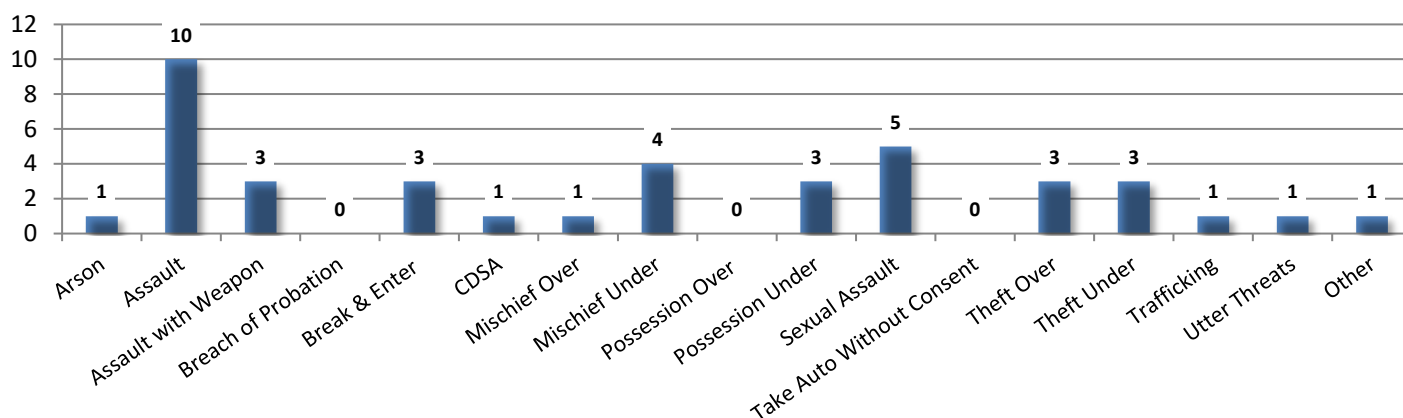
⁷ HPS Policy and Procedure 4.3.1

Intervention Programs

The Hamilton Police Service are active members with the John Howard Youth Justice Committee (YJC), Hamilton Youth Justice Committee (HYJC), The Greater Toronto Area Extrajudicial Measures Committee (GTAEJM) and the Hamilton Youth Drug Diversion Program (HYDDP). As per the requirements of the Youth Criminal Justice Act (YCJA), the Hamilton Police Service has a formal agreement with the John Howard Society to operate the Extrajudicial Measures Diversion Referral Program. The program educates youth diverted from the judicial system about their actions and the impact within our communities.

In 2021, the John Howard Society received 42 Extrajudicial Measure Diversion Referrals from the Hamilton Police Service, a 54.8% decrease from the 93 referrals in 2020. The three most frequent referrals were for Assault Level 1 (10), Sex Assault (5) and Mischief Under (4). Of the 42 referrals, 88.0% or 37 of the youth completed their designated diversion program resulting with no youth criminal charges or a youth criminal record.

2021 Diversions by Offence



Hamilton Youth Drug Diversion Program (HYDDP)

In support of the Hamilton Police Service goal of reducing the availability and use of illegal drugs in our community, the Hamilton Police Service Youth Officers, Crime Managers and High Enforcement Action Team (H.E.A.T.) worked collectively to conduct drug and safety sweeps. If a youth was found in contravention of the Controlled Drug Substance Act or the Cannabis Control Act and qualified, an Extrajudicial Measures referral was forwarded to The John Howard Society of Hamilton, Burlington and Area in lieu of criminal charges. The goal of the diversion program is to decrease the number of youth who are in contact with the police and to educate on drug offences.

In 2021, a total of 19 Drug and Safety Sweeps were conducted resulting in zero youth arrested, charged, cautioned or referred to a diversion program.

Drug and Safety Sweep Totals - 2021									
Division	Number of Sweeps	Number Arrested	Persons Charged	Pre-Charge Diversion	Police Cautions	Marijuana Seized (in grams)	Other Drugs Seized	Drug Items Seized	Weapons Seized
One	0	0	0	0	0	0	0	0	0
Two	19	0	0	0	0	0	0	0	0
Three	0	0	0	0	0	0	0	0	0
Totals	19	0	0	0	0	0	0	0	0

2020: 21 Sweeps, 0 Arrests, 0 Charged, 0 Cautions, 0 Diversions

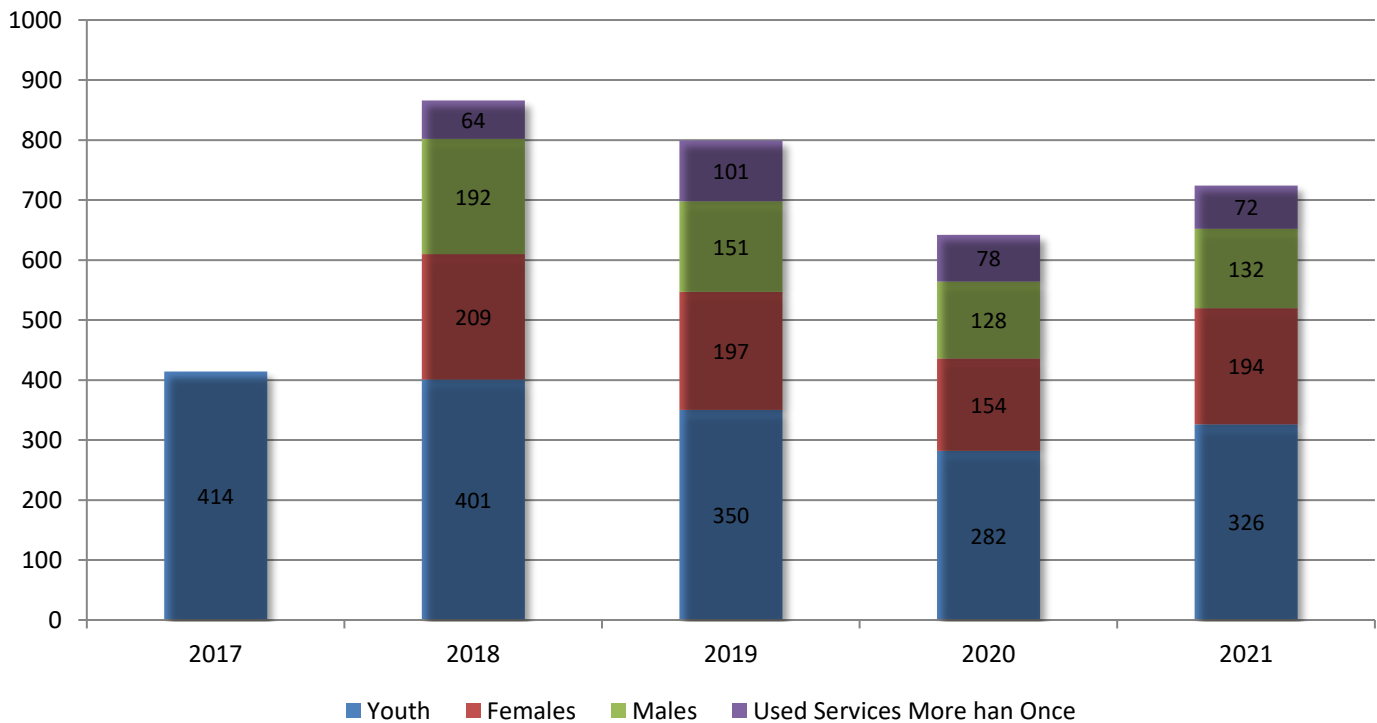
Youth in Crisis

In 2014, the Chief’s Student Advisory Committee identified youth mental health as a critical concern. In a comprehensive and coordinated approach, the St. Joseph’s Health Care Youth Wellness Center continued in partnership with the Hamilton Police Service, the Mobile Crisis Rapid Response Team (M.C.R.R.T.), the Social Navigator Program (S.N.P.), the C.O.A.S.T. Program, Ron Joyce Centre and McMaster Children’s Hospital to engage and assist youth who experience mental health crisis.

In 2021, the Hamilton Police Service responded to 326 individual youth between 12 and 18 years of age (194 female and 132 male) for a Mental Health or Person in Crisis call for service, **an increase of 15.6%** or 282 youth from 2020.

Of the 326 youth, 72 individual youth accessed services more than once, **a decrease of 7.6%** or 78 youth from 2020.

Youth In Crisis
Total Calls For Service (2017 - 2021)

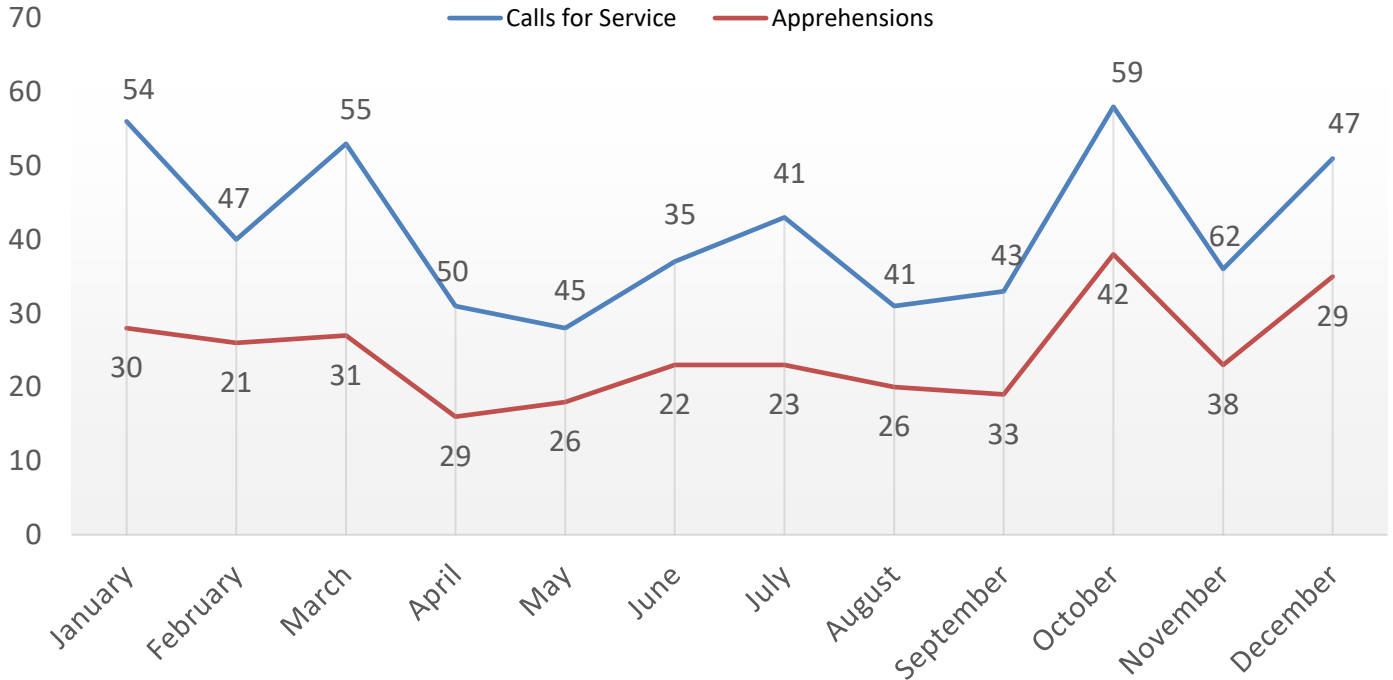


Total Youth	326
Females	194
Males	132
Used Service More Than Once	72

Youth in Crisis – Calls For Service 2021

In 2021, the Hamilton Police Service responded to 619 youth calls for service compared to 497 calls in 2020, **an increase of 24.5%**.

In accordance under the Mental Health Act (M.H.A.), 350 youth were apprehended for a medical assessment, **an increase of 18.2%** compared to the 296 youth in 2020.



Unit	Calls	M.H.A. Apprehensions
PATROL	496	314
MCRRT	90	34
COAST	33	2
TOTAL	619	350

Conclusion

In 2021, total youth involved in crime **decreased by 13.8%** whereas the national decrease is 23%⁸. As per the chart below, youth involvement with Violent Crime **increased by 2.3%**, Property Crime **decreased by 15.6%** and Drug offences **decreased by 17.7%**.

The Youth Criminal Justice Act clearly states the promotion of long-term protection within our communities are best achieved through prevention, intervention and suppression via positive engagement with youth in a meaningful approach opposed to the formal justice system. The Hamilton Police Service continued developing innovative and strategic methods to engage our youth and our community to ensure safety, education and consultation.

	2020	2021	Percentage Increase / Decrease
Total Youth Charged and Not Charged			
Males Charged	269	244	-9.2%
Females Charged	97	88	-9.2%
Not Charged	541	449	-17.0%
Total Youth Involved In Crime	907	781	-13.8%
Youth Involvement in Violent Crime			
Males Charged	97	103	+6.1%
Females Charged	45	32	-28.8%
Not Charged	202	217	+7.4%
Total	344	352	+2.3%
Youth Involvement in Property Crime			
Males Charged	54	31	-42.5%
Females Charged	8	19	+137.5%
Not Charged	174	149	-14.3%
Total	236	199	-15.6%
Youth Involvement in Drug Offences			
Controlled Drug Substance Act			
Males Charged	19	16	-15.7%
Females Charged	2	2	0%
Not Charged	3	2	-33.3%
Total Controlled Drug Substance Act – C.D.S.A.	24	20	-16.6%
Cannabis Control Act, 2017			
Federal Cannabis Act, 2017 (Post Oct. 17th, 2018)			
Males Charged	1	0	-100.0%
Females Charged	0	0	0%
Not Charged	0	0	0%
Total	1	0	-100%
Provincial Cannabis Act, 2017 (Post Oct. 17th, 2018)			
Total Provincial Offence Notices Issued	20	17	-15%
Totality of all Drug Related Charges	45	37	-17.7%

⁸ Police-reported crime statistics in Canada, July 27, 2021, Statistics Canada