




# HAMILTON POLICE SERVICE INFORMATION REPORT

<b>TO:</b>	Chair and Members Hamilton Police Service Board
<b>BOARD MEETING DATE:</b>	July 24, 2025
<b>SUBJECT:</b>	2024 Hate/Bias Crime Statistical Report
<b>REPORT NUMBER:</b>	25-053
<b>PRESENTATION:</b>	Yes
<b>OUTSTANDING BUSINESS ITEM:</b>	No
<b>SUBMITTED BY:</b>	Frank Bergen, Chief of Police
<b>SIGNATURE:</b>	

## EXECUTIVE SUMMARY

- The Hate Crime Statistical Report is published annually and presents data on hate-motivated incidents and criminal offences targeting identified groups, individuals and property.
- The report explains the mandate for the Hate Crime Unit and the data based on the hate occurrences reported to the Hamilton Police Service from January 1, 2024 to December 31, 2024.
- In 2024, there were a total of 297 hate/bias occurrences reported to the Hamilton Police Service represented by 106 hate crimes and 191 hate incidents. In comparison to 2023 statistics, this represents an increase of 35% in reported hate occurrences.
- Race/Ethnicity (157 occurrences), Religion (66 occurrences), and Sexual Orientation (53 occurrences) were the highest impacted categories.
- Fluctuations in reported hate-related occurrences may be influenced by various factors, including an actual increase in hate-motivated incidents, the impact of global or geopolitical events, and improved community outreach and accessibility to reporting mechanisms.
- In September 2024, the Hate Crime Case Review Team (HCCRT) was established, consisting of 14 diverse community members. The team was created to review past hate-related investigations and provide the Hamilton Police Service with feedback and recommendations. Members of the HCCRT participated in comprehensive training sessions and commenced case reviews in January 2025.

---

**Vision:** To be a trusted partner in delivering public safety.

**Mission:** To serve and protect in partnership with our communities.

**Our Values:** Compassionate, Dedicated, Inclusive, Integrity, Innovative, Professional, Teamwork

**APPENDICES ATTACHED**

Appendix A – Background/historical information related to the report

FB/R.Hashimoto

- c. Paul Hamilton, Deputy Chief – Support  
Ryan Diodati, Deputy Chief – Operations  
Carolyn Rashford, Inspector – Executive Officer to the Chief

---

**Vision:** To be a trusted partner in delivering public safety.

**Mission:** To serve and protect in partnership with our communities.

**Our Values:** Compassionate, Dedicated, Inclusive, Integrity, Innovative, Professional, Teamwork

2024

# Hate/Bias Statistical Report

Prepared by: Staff Sergeant Ryan Hashimoto



CHIEF'S OFFICE

**HAMILTON  
POLICE SERVICE**  
Together. Stronger. Safer.

# Table of Contents

Executive Summary.....	2
Introduction.....	3
Statistical Overview .....	4
Event Classification Breakdown.....	5
Total Occurrences Breakdown – Victimization by Group .....	6
Racial Bias .....	6
Religion .....	6
Sex, Sexual Orientation and Gender Identity (Self-Identification).....	7
Divisional Breakdown – Hate/bias crimes and incidents (Total) .....	7
Geographical Distribution of Hate-Related Occurrences.....	9
Hate/Bias Motivated Crime .....	10
Divisional Breakdown – Hate/Bias Crimes .....	11
Hate Crime Prevention and Community Supports:.....	12

## Executive Summary

The Hamilton Police Hate Crime Statistical Report is an annual report that provides statistical data about criminal offences that are committed against persons or property and are motivated by the victim's race, religion, ethnicity, colour, sexual orientation, mental or physical disability, age, gender identity or expression, or other similar factors. The report explains the mandate for the Hamilton Police Service Hate Crime Unit (HCU) and the data based on hate occurrences reported to Hamilton Police Service from January 1, 2024, to December 31, 2024.

In 2024, there were a total of **297** hate/bias occurrences reported to Hamilton Police Service. This number represents both suspected hate/bias incidents (overtones) and criminal offences. In comparison in 2023, there were 220 hate/bias occurrences (crimes and incidents), which represents an increase of **35%**. All events were classified by a HCU Investigator based on the information provided by the investigating officer(s) or by the individual(s) directly involved. The classification and breakdown of the 2024 incidents are as follows:

Classification	Number
Hate/Bias Crimes	106
Hate/Bias Incidents (Overtones)	191

The majority of reported occurrences were directly related to racial bias, followed by religion and sexual orientation. In 2024, the Black community, the Jewish community and the 2SLGBTQIA were the groups most frequently victimized. In 2024, 25.3% of all hate crimes reported to the Hamilton Police were cleared by either arrest, diversion, accused charges in other jurisdictions or cases where the victim declined to proceed with charges despite a suspect being identified. Data within the report was gathered from crimes and incidents reported to Hamilton Police. While the HCU encourages the community to report all incidents, the Service is aware that not all incidents are reported to police.

There are several reasons why hate/bias occurrences are not reported. For example, community members may feel the crime was not important or the chances of the police apprehending the suspect are low. Some victims see the incident as a personal matter, since it may involve family or colleagues, or there may be a feeling of blame and/or embarrassment about being targeted. Furthermore, the victim may not understand that they have been victimized or they may endeavor to solve the issue themselves. Previous negative experiences with the police and judicial system, whether in Canada or overseas, may also affect the willingness of a victim to report to police.

Reporting hate occurrences is an important step in stopping the cycle of hatred for the victim. It allows support and resources to be offered by the Police and Victim Services, and for the police to obtain the necessary information to hold the offender accountable. It is also important for police to be aware of hate crimes so an analysis can be done to appropriate actions are taken, including assigning appropriate resources to make our community safer. Building strong, positive relationships between Hamilton Police and Hamilton's diverse communities is important in helping victims feel more comfortable in reporting occurrences to police. In 2024 the HCU, the 2SLGBTQIA Liaison Officer, EDI Specialist and Community Engagement lead worked with community partners to address citizens' concerns as well as encourage reporting and information sharing. These outreach efforts will continue in 2025.

## Introduction

The HCU operates as part of the Chief's Office. Established in 2003, the HCU investigates incidents where hate or bias has been identified as a precipitating component in the commission of a criminal offence or in an incident.

The HCU's mandate is to:

- Conduct investigations, arrest offenders and prepare cases for court in relation to hate propaganda offences.
- Provide investigative support and specialized skills to sworn officers investigating hate/bias motivated crimes.
- Collect intelligence and maintain intelligence files to enable the monitoring and tracking of known, active hate groups, and individuals.
- Liaise with other police services to ensure the exchange of relevant information pertaining to hate/bias crimes and groups.
- Work closely with the Community Engagement Lead and EDI Specialist to act as a resource to community groups, assisting with education and crime prevention in the area of hate/bias crimes;
- Maintain and track all reported hate/bias occurrences and classify as either hate crime or hate incident.
- Develop and implement internal and external training on hate-based crime.

### Hate Crime/Extremism Investigative Team (HCEIT) of Ontario

In 2003, the Hamilton, Guelph, London, Ottawa and Waterloo Regional Police Services, in partnership with the Ministry of Community Safety and Correctional Services, came together and formed the Hate Crime Extremism Investigative Team (HCEIT).

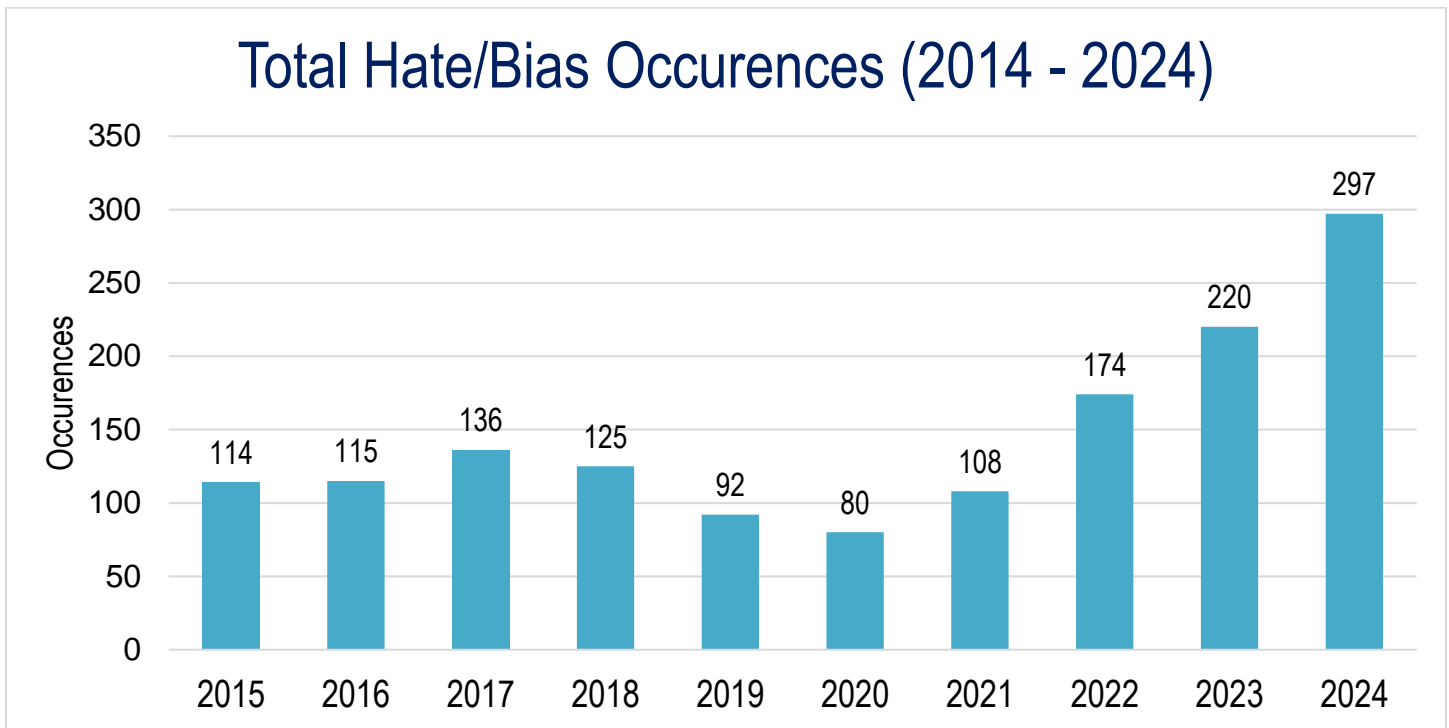
The team has since expanded to include 21 police agencies across Southern Ontario.

The HCU meets quarterly with HCEIT members to discuss trends and concern across the province, discuss new initiatives and exchange intelligence. Member services include:

Barrie Police	Ottawa Police Service
Brantford Police Service	Parliamentary Protective Service
Durham Regional Police Service	Peel Regional Police Service
Greater Sudbury Police Service	Peterborough Police
Guelph Police Service	Stratford Police Service
Halton Regional Police Service	Toronto Police Service
Hamilton Police Service	Waterloo Regional Police Service
Kingston Police	Windsor Police Service
London Police Service	Woodstock Police Service
Niagara Regional Police Service	York Regional Police
Ontario Provincial Police	

## Statistical Overview

Over the past 10 years, the average number of reported hate/bias occurrences is approximately **146** per year.



In 2024, the HCU received and classified a total of 297 hate/bias related occurrences. The overall number of police-reported hate/bias occurrences increased from 220 to 297, which represents an increase of 35% over the previous year. Of this total number of reported occurrences, 106 were crimes that fell within the parameters of a hate/bias crime as defined below.

### Reported events were classified according to the following definitions:

#### **Hate/Bias Crime**

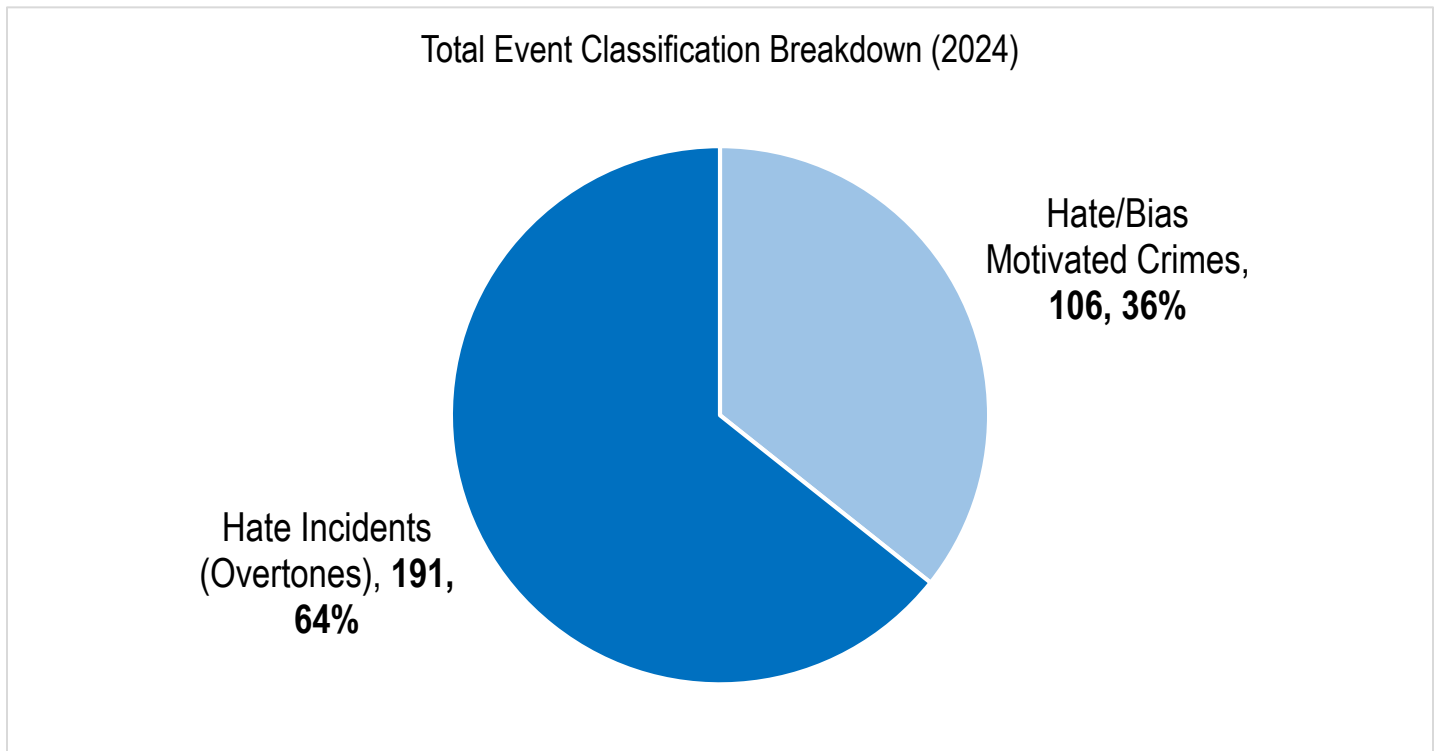
Includes any **criminal offence** where there is evidence to prove that the offence was motivated solely, or in part, because of a bias or prejudice, based on the victim's race, national or ethnic origin, language, colour, religion, sex, age, mental or physical disability, sexual orientation, gender identity or expression, or any other similar factor. Includes all Hate Propaganda offences.

#### **Hate/Bias Incident (Overtones)**

Can include any incident that involves hate or bias towards any member of the public because of their race, national or ethnic origin, language, colour, religion, sex, age, mental or physical disability, sexual orientation, gender identity or expression, or any other similar factor. These incidents do not meet the threshold of a criminal offence, or it cannot be proven to have been motivated solely or in part because of the person's bias/prejudice towards the victim, but include some type of hateful overtone.

## Event Classification Breakdown

The reported event types were broken down by category for hate/bias motivated crimes and hate/bias incidents (overtones). Event types included identified offences in the Criminal Code of Canada, and non-criminal call types to which the Hamilton Police Service responded for service (*Figure 1*).



**Figure 1**

**Table 1: 2024 – Total occurrence Breakdown by Type and Category**  
All Categories

Category	Hate/Bias Overtones	Hate/Bias Motivated Crimes	Total
Age (AG)	0	0	0
Disability (DI)	0	0	0
Gender Identity (GI)	18	1	19
Language (LA)	1	0	1
Racial Bias (RA)	109	48	157
Religion (RE)	33	33	66
Sex (SE)	0	0	0
Sexual Orientation (SO)	29	24	53
Similar Factor (SF)	1	0	1
<b>Total</b>	<b>191</b>	<b>106</b>	<b>297</b>

The highest number of reported occurrences were directly related to racial bias.

# Total Occurrences Breakdown – Victimization by Group

## Racial Bias

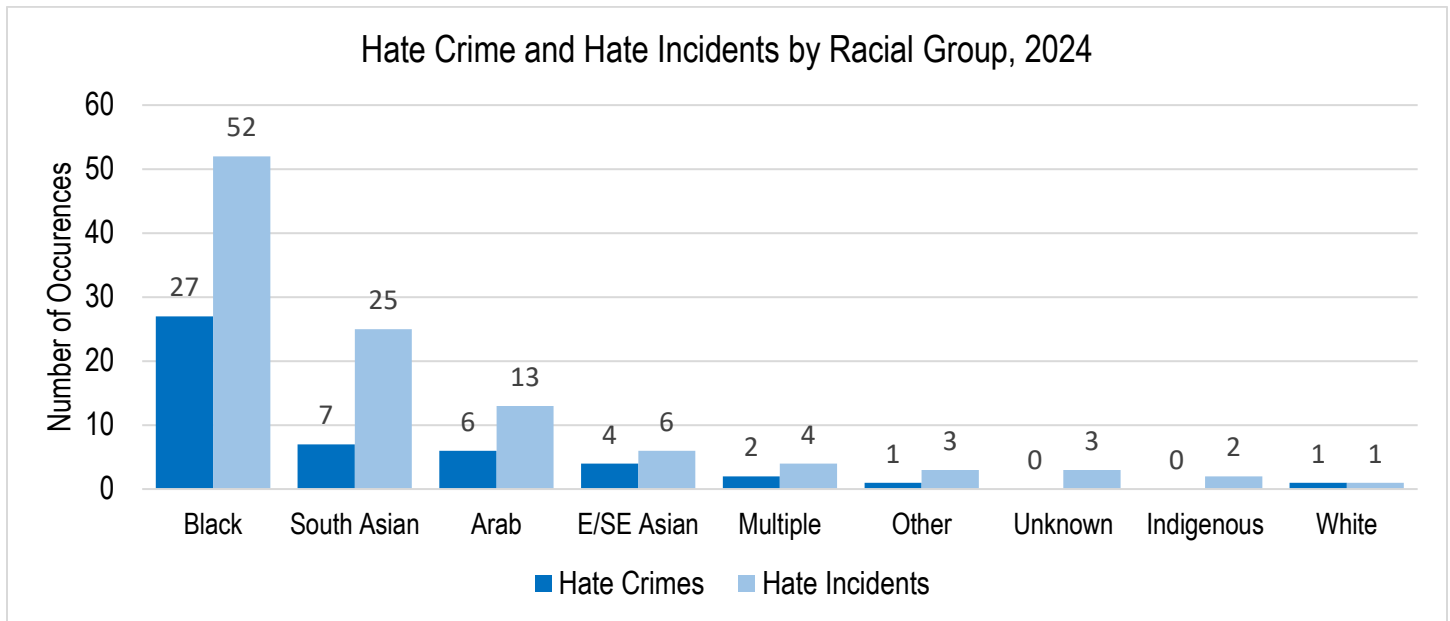


Figure 2

Figure 2 displays reported hate/bias occurrences broken down by race/ethnicity. In 2024, the Black community was the most targeted group with 79 occurrences. In comparison there were 69 hate/bias occurrences targeting the Black community reported to Police in 2023. Among all reported occurrences targeting the Black community, assault was the most common, making up 21.5% of incidents, followed by graffiti-related offences at 17.7%.

## Religion

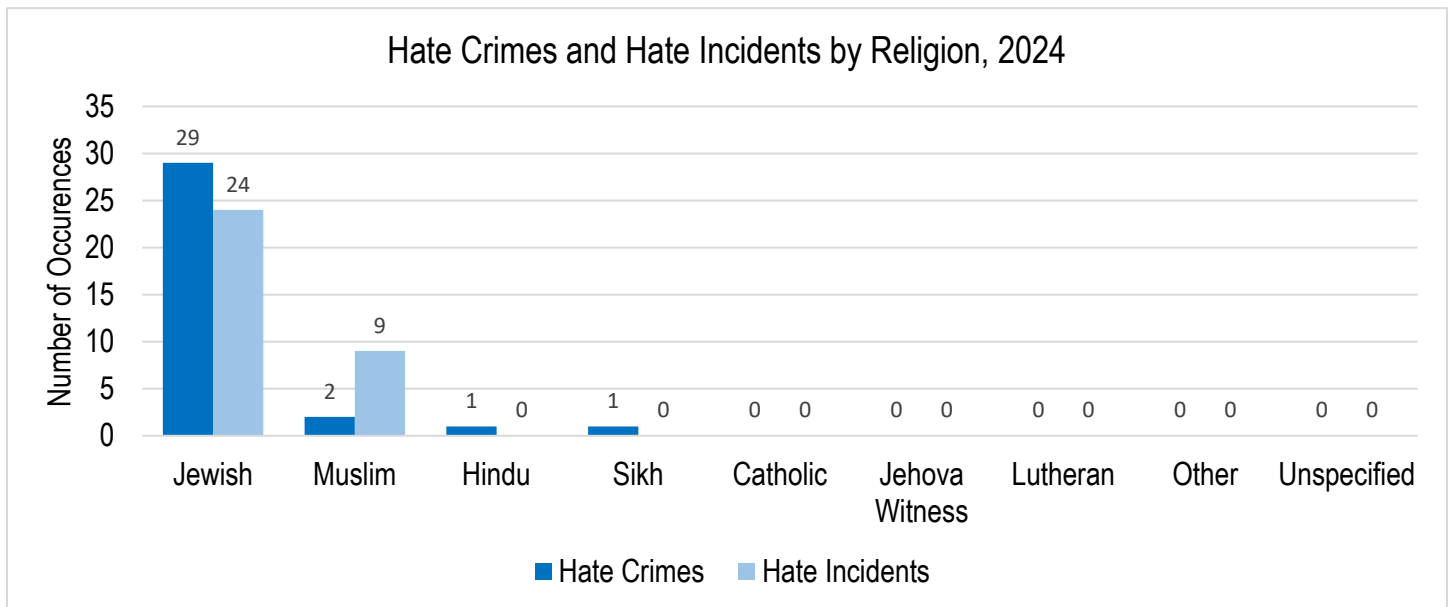


Figure 3

Figure 3 displays reported hate/bias occurrences broken down by religion. In 2024, members of the Jewish community were the most targeted group in the religious category with 53 occurrences. This is an increase on the 44 hate/bias occurrences targeting the Jewish community reported in 2023. Of the total occurrences reported to the police targeting the Jewish community in 2024, the highest occurrence type was graffiti related at 47.2%.

## Sex, Sexual Orientation and Gender Identity (Self-Identification)

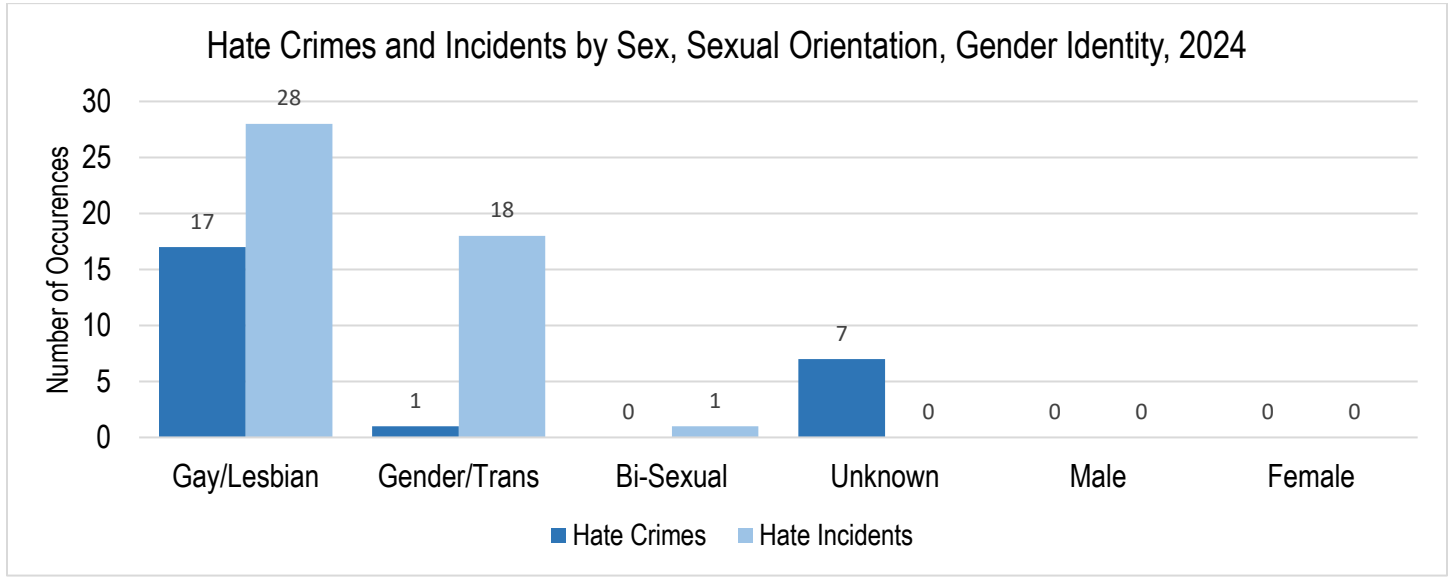


Figure 4

Figure 4 displays reported hate/bias occurrences broken down by sex, sexual orientation and gender identity. In 2024, individuals within the 2SLGTBQIA community who self-identified as gay or lesbian were the most frequently targeted group, with 45 reported occurrences. This represents an increase above the 30 hate occurrences targeting the gay and lesbian community in 2023. The highest reported occurrence type for this group was assault, accounting for 15.6% of the total number of occurrences.

In 2024, there were 19 hate/bias occurrences involving members of the transgender community. In 2023, the number of hate/bias occurrences reported to Police targeting community members that self-identified as transgender was nine. The two highest occurrence types targeting individuals who self-identified as transgender were assault and neighbour disputes representing 22.2% each. Additionally, in 2024 there were seven occurrences targeting PRIDE flags. These occurrences have been displayed as “unknown” in Figure 4.

## Divisional Breakdown – Hate/bias crimes and incidents (Total)

In 2024, Division 1 recorded a significant increase in hate/bias occurrences (crimes and incidents) over the previous year with 131. Division 3 had the second highest number of recorded incidents with 93, followed by Division 2 with 73. (Figure 5).

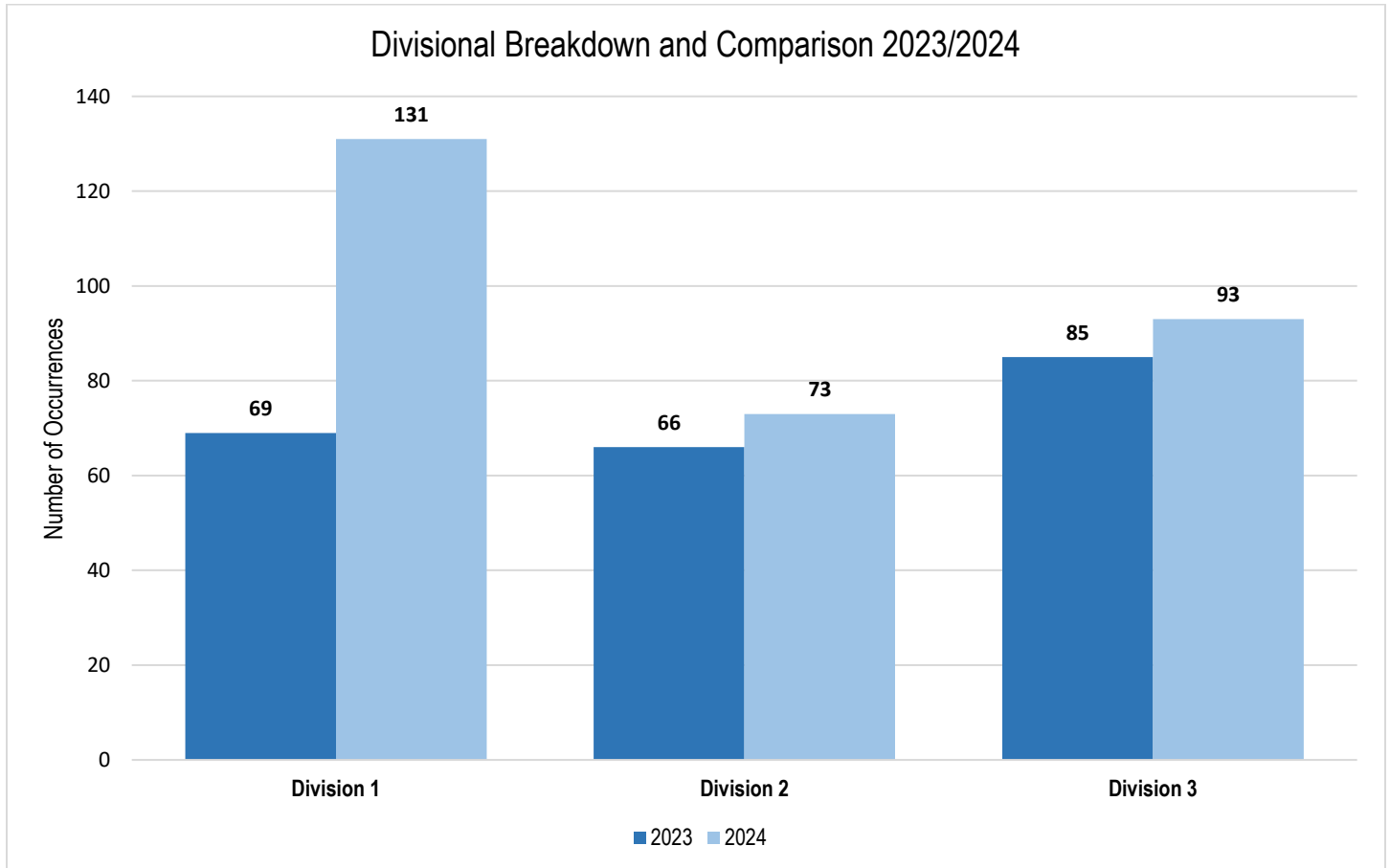


Figure 5

## Geographical Distribution of Hate-Related Occurrences

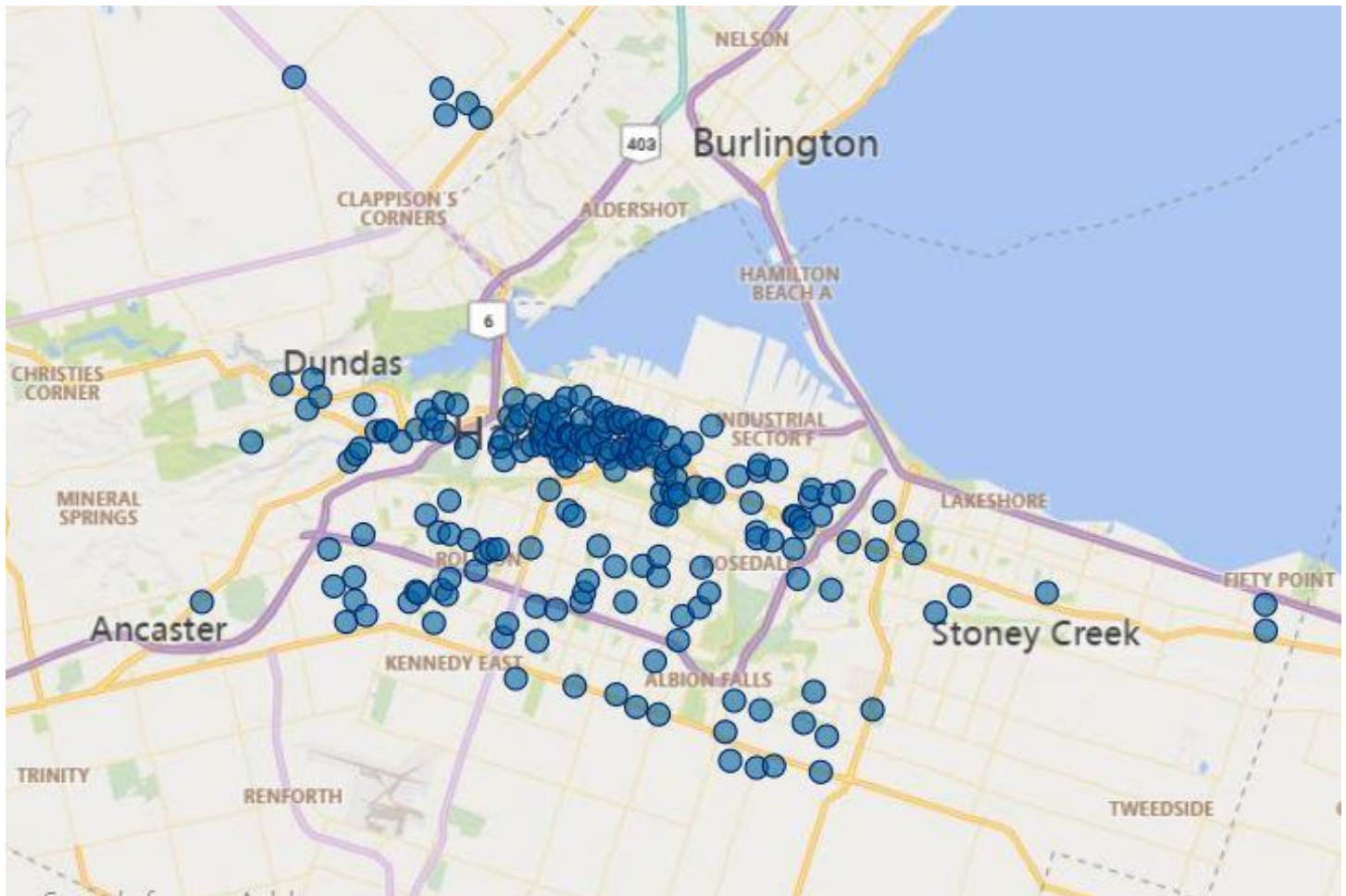


Figure 6

The majority of all reported hate-related occurrences appear random in nature, with no definable pattern, with the majority believed to have been committed by individuals and not by organized groups.

Police data on hate occurrences represent only those incidents that are reported to and classified by police as hate crimes or hate-related incidents. Increases in the number of reported hate-related occurrences can be influenced by various factors, including an increase in hate motivated occurrences, geopolitical events, and/or global conflicts. Additionally, changes in reporting levels may reflect enhanced community outreach efforts or improved accessibility to reporting mechanisms.

# Hate/Bias Motivated Crime

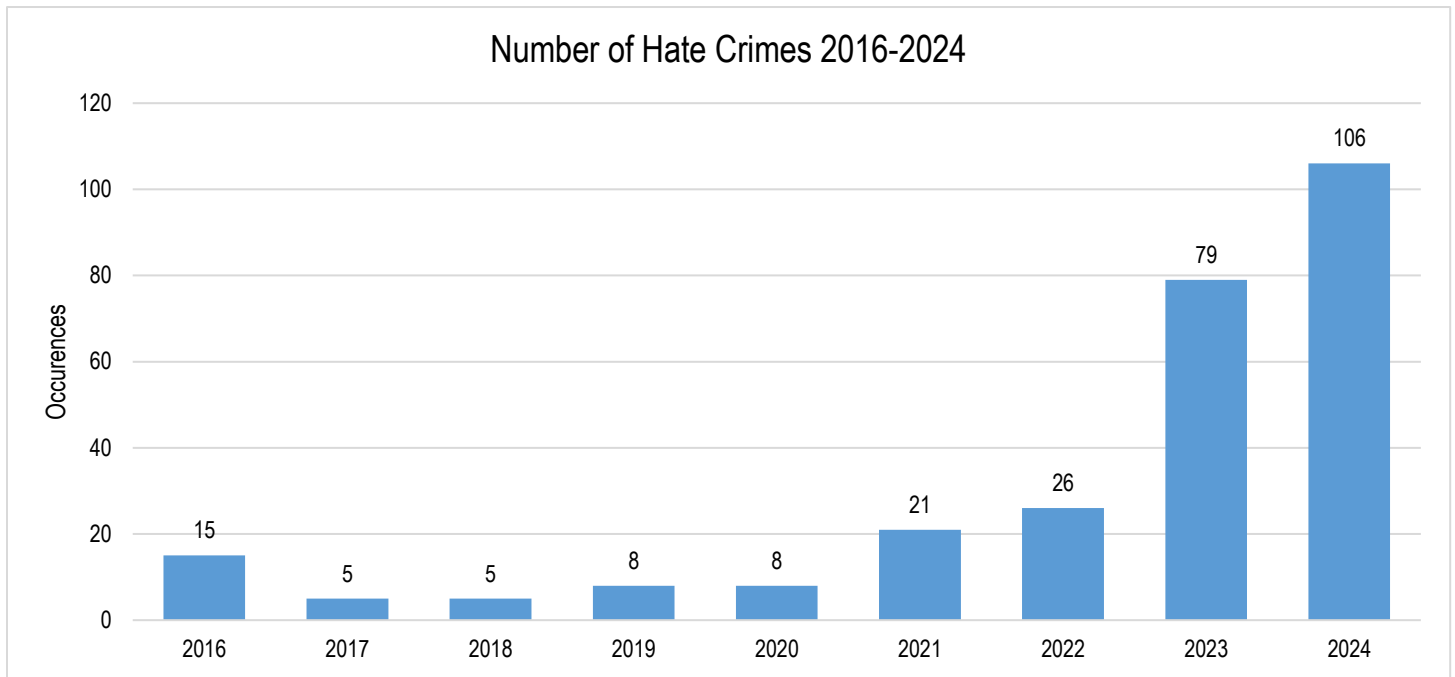


Figure 6

In 2024, of the 297 hate occurrences reported to Police, 106 were classified as hate/bias motivated crimes. This chart shows the number of hate/bias crimes reported annually over the last nine years (Figure 6). This number represents an increase of 34% in reported hate crimes over the previous year.

The chart below breaks down the 106 hate/bias motivated crimes by type and category (Table 2).

Table 2

HATE MOTIVATED CRIMES BY TYPE AND CATEGORY										
Offence	AG	DI	GI	LA	RA	RE	SE	SO	SF	Total
Arson - Other								1		1
Assault level 1					9			1		10
Assault with Weapon					7			3		10
Cause Disturbance					1	1				2
Criminal Harassment					1	2				3
Fail to Comply Probation					1					1
Mischief (Graffiti)					15	20		7		42
Mischief Under \$5000			1		6	3		5		15
Robbery								2		2
Robbery – Home Invasion								1		1
Theft Under \$5000					2	1		4		7
Trespass					1					1
Utter Threats					5	6				11
<b>Total</b>	<b>0</b>	<b>0</b>	<b>1</b>	<b>0</b>	<b>48</b>	<b>33</b>	<b>0</b>	<b>24</b>	<b>0</b>	<b>106</b>

AG – Age

DI - Disability

GI – Gender Identity

LA - Language

RA – Race/Ethnicity

RE – Religion

SE – Sex

SO – Sexual Orientation

SF – Similar Factor

## Divisional Breakdown – Hate/Bias Crimes

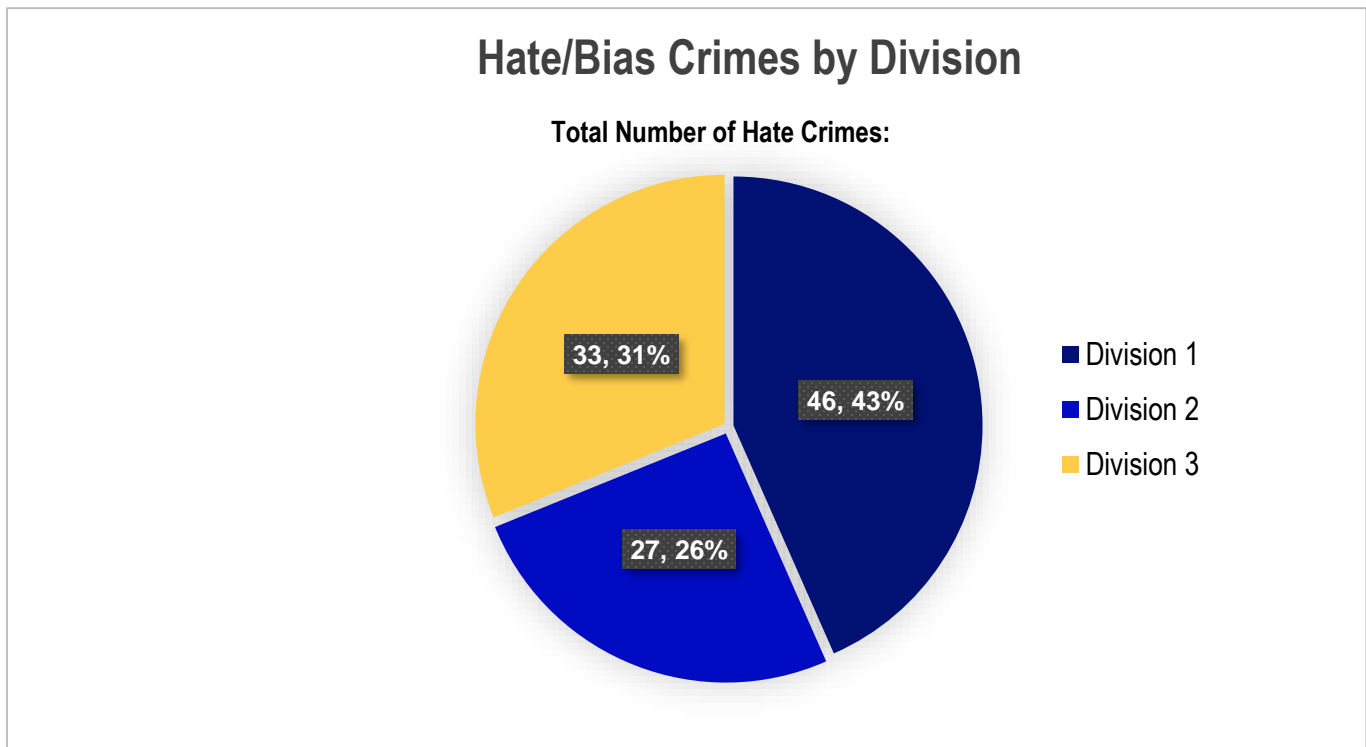


Figure 7

In 2024, there were a total of 106 hate/bias criminal offences reported to the Police, with 46 hate/bias criminal offences recorded in Division One, 27 in Division Two and 33 in Division Three. (figure 7).

### Hate/Bias Crime Clearance Rates

Table 8

Clearance Type	Cleared by Charge	Diversion	Suspect Charged in other Jurisdiction	Victim Declined to Proceed with Charges (accused Identified)	Total
<b>Occurrences Cleared</b>	<b>14</b>	<b>0</b>	<b>2</b>	<b>11</b>	<b>27</b>

In 2024, Hamilton Police were able to clear 25.5% per cent of all Hate Crimes reported to police by either arrest, diversion, accused charges in other jurisdictions or cases where the victim declined to proceed with charges despite a suspect being identified (Table 8). Additionally, there were six hate crime investigations in which the victim requested no further police involvement prior to a suspect being identified.

Of the 106 reported hate crimes in 2024, 40% were in relation to graffiti, with 64.3% of the graffiti incidents being cleared as having insufficient evidence to proceed. This is often the result of a lack of witnesses or video surveillance that aid in the identification of offenders.

## Hate Crime Prevention and Community Supports:

The Hamilton Police Service recognizes that not all hate/bias occurrences are reported to the police. Accordingly, the Service has implemented a number of proactive and strategic steps to build community relationships, encourage reporting and provide support for victims.

These areas include the following:

### Education/Community Engagement

- The Hate Crime Unit is also actively engaging in ongoing community outreach and awareness initiatives. This includes participating in local events, delivering educational presentations, and collaborating with Community Partners to spread and share awareness on the importance of reporting as well as providing support and resources through Victim Services and Community Partners.
- Responded to community concerns and worked with communities to issue 'special attentions' that offer reassurance to communities.
- Enhanced support to victims of hate through follow-up by a Hate Crime investigator for both hate crimes and hate incidents, with referrals being made to Victim Services.
- In 2024, Victim Services supported 98 new victims of hate/bias related occurrences. This is on top of the continued support being offered to previous victims. Supports being offered includes home and personal safety, counselling, crime scene/graffiti clean up, system navigation and community referrals.
- Crime Prevention Through Environmental Design (CPTED) is being utilized to further support victims who have been victimized in their own homes or properties.

### Training

- Provided training to all newly hired recruits, cadets, and special constables on understanding, identifying, and investigating hate occurrences.
- Delivered training on Hate Incidents and Hate Crimes to all sworn officers through annual BLOCK training program.
- Delivered cultural competency training to sworn and civilian members.
- Attended various conferences and seminars related to hate prevention, investigations, and support for communities. Hate Crime Investigators, 2S&LGBTQIA Liaison Officer, EDI Specialist and the Community Engagement Lead, joined these seminars.

### Reporting

- Ensured accessibility by providing multiple avenues to report such as online, over the phone or in person. In 2024, the Hamilton Police Service received 59 hate related reports through its online reporting tool representing approximately 20% of hate related reports received.

### The Hate Crime Case Review Team (HCCRT)

In June 2024, Hamilton Police Service created the Hate Crime Case Review Team (HCCRT). A total of 14 community members were selected from the following identity groups: Black, Gender Identity, Indigenous, Jewish, Muslim, Sexual Orientation and South Asian. These members submitted their applications to demonstrate their interest in joining the HCCRT. Once the application process was closed, The Hamilton Police Service conducted a community voting process in which community members were eligible to vote based on their participation on the HCCRT journey over the last three years. Community members voted for HCCRT members from the community they chose to represent. During the selection process, community members were encouraged to select gender diverse representation along with intersectionality. HCCRT Members will serve for a term of 24 months.

Between September 2024 and December 2024, HCCRT has been meeting twice a month to build a strong foundation for the case review process. During this time, members took part in important training sessions, including Anti-Racism and Anti-Oppression (ARAO), Secondary/Vicarious Trauma, a Crown presentation on hate occurrences, a review of NICHE (Records Management System), and hate occurrence policies and procedures. HCCRT members also reviewed a checklist that was co-created with the Anti-Racism Directorate (ARD) to identify gaps in service, biases, training, and policies and procedures. These sessions created space for shared learning, reflection, and relationship-building among the team.

Starting in January 2025, the group will shift to meeting once a month to begin reviewing cases together, applying the knowledge and trust built in the initial months to support thoughtful, informed responses to hate-related occurrences in our community. HCCRT members will be reviewing a total of 124 cases between 2018 and 2021, a sample set at 95% confidence level. The sample set is a randomized sampling of hate occurrence cases to ensure fairness of the cases chosen to be reviewed by the HCCRT. A 95% confidence level means there is a 95% probability that the sample of cases selected for review accurately represents the entire set of available cases. The sample set will include representation from HCCRT members (Black, Gender Identity, Indigenous, Jewish, Muslim, Sexual Orientation and South Asian).

As the HCCRT reviews cases, they will share their unique perspectives, suggestions, and feedback on how the Hamilton Police Service can continue to improve on how we respond and investigate hate/bias occurrences. HCCRT Members will share recommendations with the Hamilton Police Service on updating awareness initiatives, reporting processes, training, policies and procedures, and investigations.

#### **HCU Next Steps:**

- In spring 2025, The Hate Crime Unit in partnership with the YMCA hosted a Hate Crime Symposium. The goal of the Symposium was to bring together community members and police to discuss and participate in presentations surrounding hate related occurrences. The event was a great success with 154 registrants in attendance. The HCU looks to host a Hate Crime Symposium on an annual basis.
- Hamilton Police values the strong partnerships established with community members of the Hate Crime Case Review Team (HCCRT). As the HCCRT begins its review of hate and bias-related investigations, the Service remains committed to working collaboratively to develop and implement comprehensive recommendations. These efforts aim to enhance reporting processes, training, policies, procedures, and investigative practices to better support and serve victims of hate.

#### **Conclusion**

In 2024, the Hate Crime Unit (HCU) observed an increase in both hate/bias occurrences and hate/bias-motivated crimes. Nearly 26% of all reported hate crimes were resolved through various means, including arrests, diversion programs, charges laid in other jurisdictions, or cases where the victim chose not to proceed despite the identification of a suspect.

The Hamilton Police Service acknowledges that hate incidents and hate crimes have profound, lasting effects that extend beyond physical and emotional harm, deeply impacting individuals and communities. We strongly encourage community members to report all hate/bias-related incidents and crimes so that they can be properly investigated. Reporting is a vital step in addressing and confronting hate in our community. The Service remains firmly committed to combating hate and working in partnership to build a safer, more inclusive Hamilton for everyone.

**2024**

# **Hate/Bias Statistical Report**

**Presented by S/Sgt. Ryan Hashimoto, D/C Lyndsay Scott, &  
D/C Haj Ratnam**

**Hate Crime & Extremism Unit**



**HAMILTON  
POLICE SERVICE**  
Together. Stronger. Safer.

# Hate Crime & Extremism Unit

- ▶ Operates under the Chief's Office Since 2023.
- ▶ 2 Detective Constables, 1 Constable
- ▶ The Hate Crime Unit is a member of the Provincial Hate Crime & Extremism Investigative Team (HCEIT).
- ▶ HCEIT includes a total of 21 police agencies in Ontario.
- ▶ HCEIT members exchange information, study trends and discuss new initiatives.



# Definitions

## Hate/Bias Motivated Crime:

- ▶ Includes any criminal offence where there is evidence to prove that the offence was motivated solely, or in part, because of a bias or prejudice, based on the victim's race, national or ethnic origin, language, colour, religion, sex, age, mental or physical disability, sexual orientation, gender identity or expression, or any other similar factor. Includes all Hate Propaganda offences.



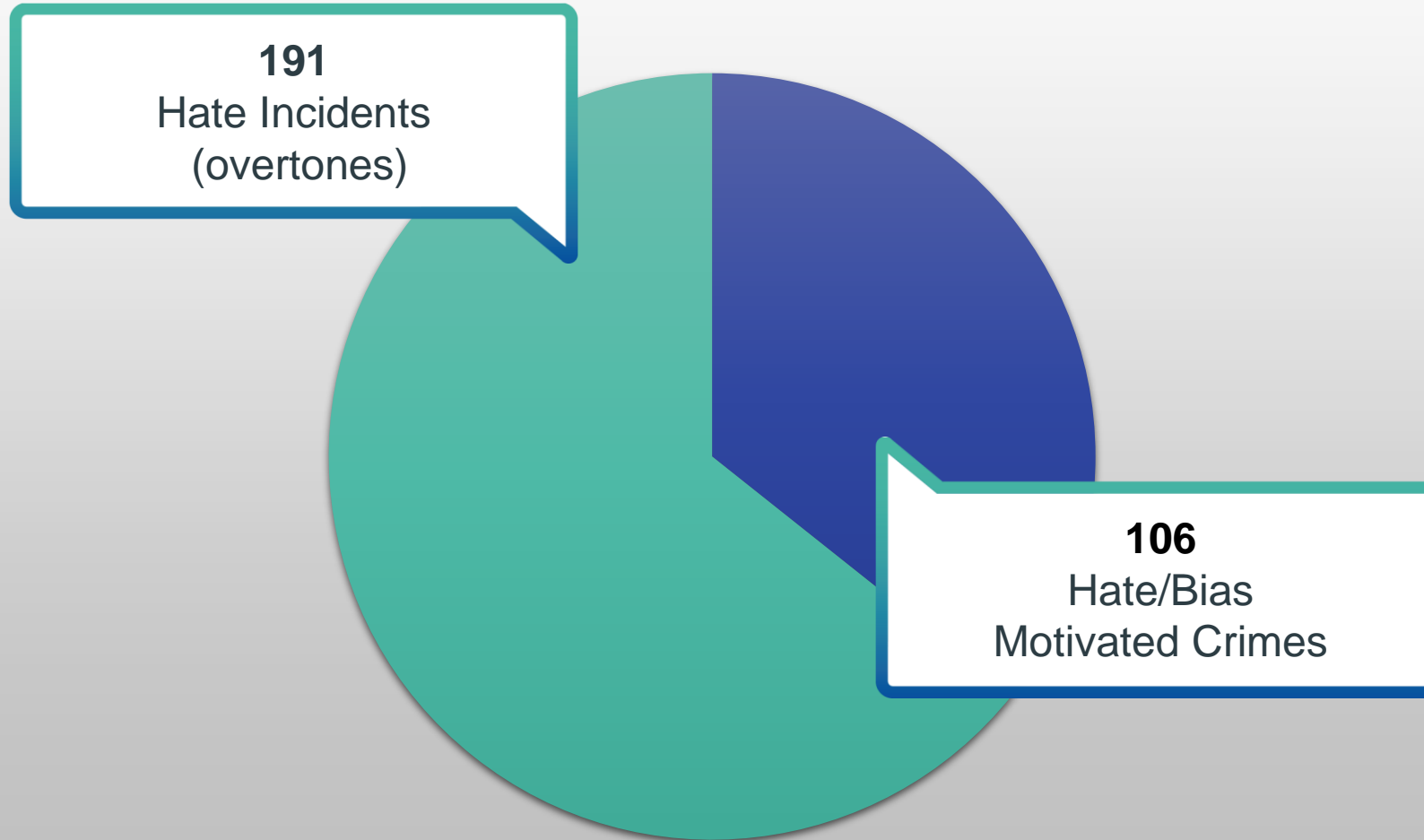
# Definitions



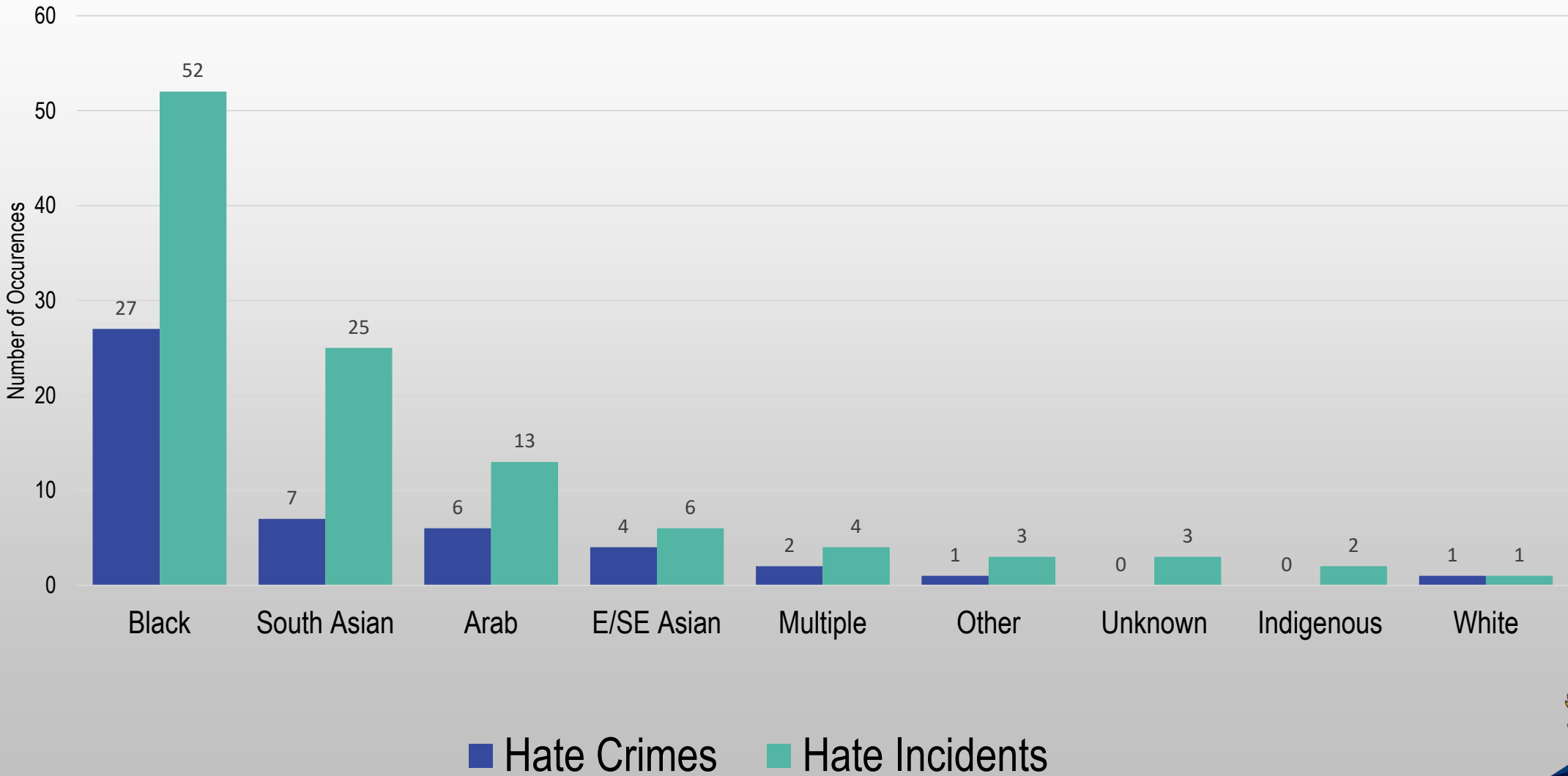
## Hate/Bias Incident (Overtones)

- ▶ Can include any incident that involves hate or bias towards any member of the public because of their race, national or ethnic origin, language, colour, religion, sex, age, mental or physical disability, sexual orientation, gender identity or expression, or any other similar factor.
- ▶ These incidents do not meet the threshold of a criminal offence, or they cannot be proven to have been motivated solely or in part because of the person's bias/prejudice towards the victim, but include some type of hateful overtone.

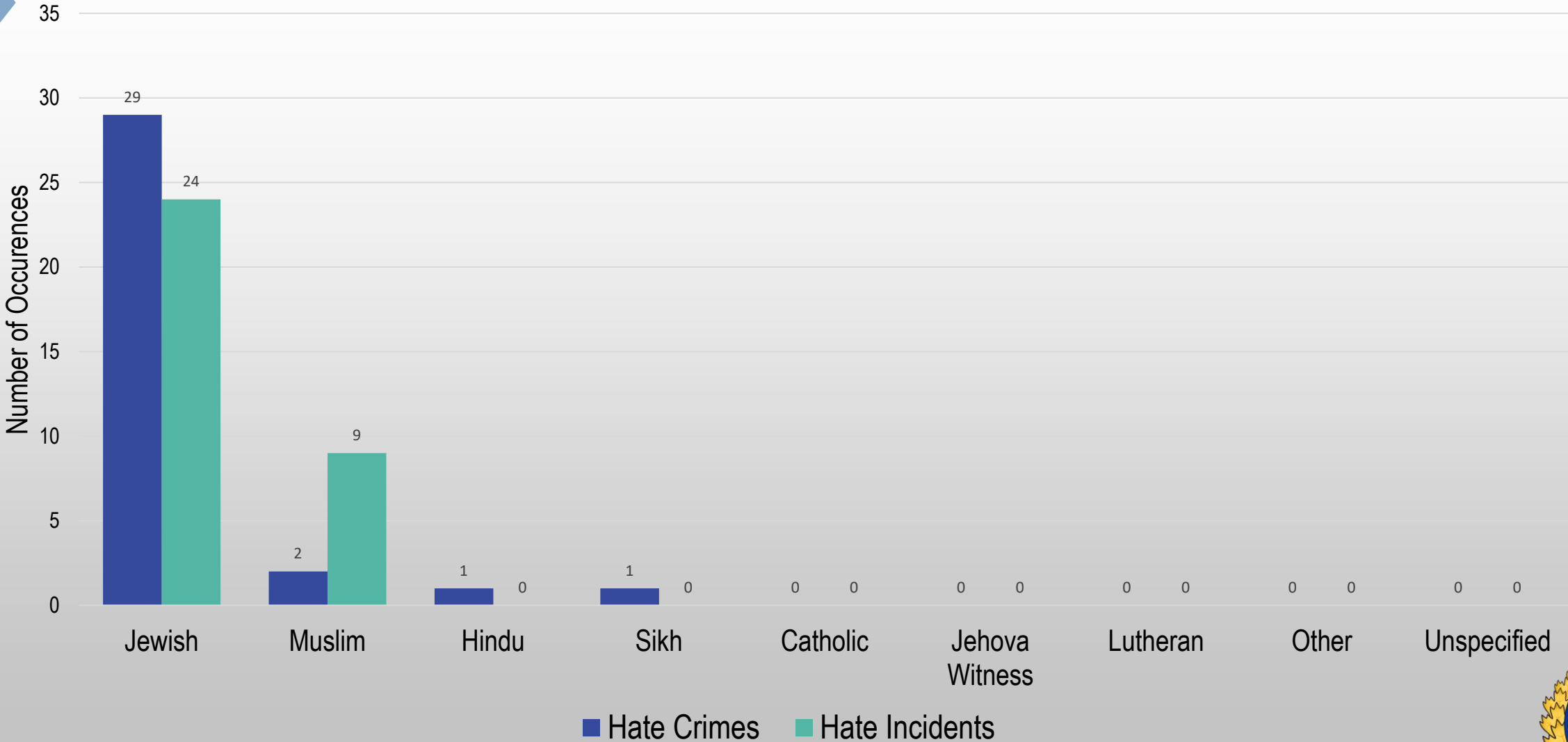
# Total Event Classification Breakdown 2024



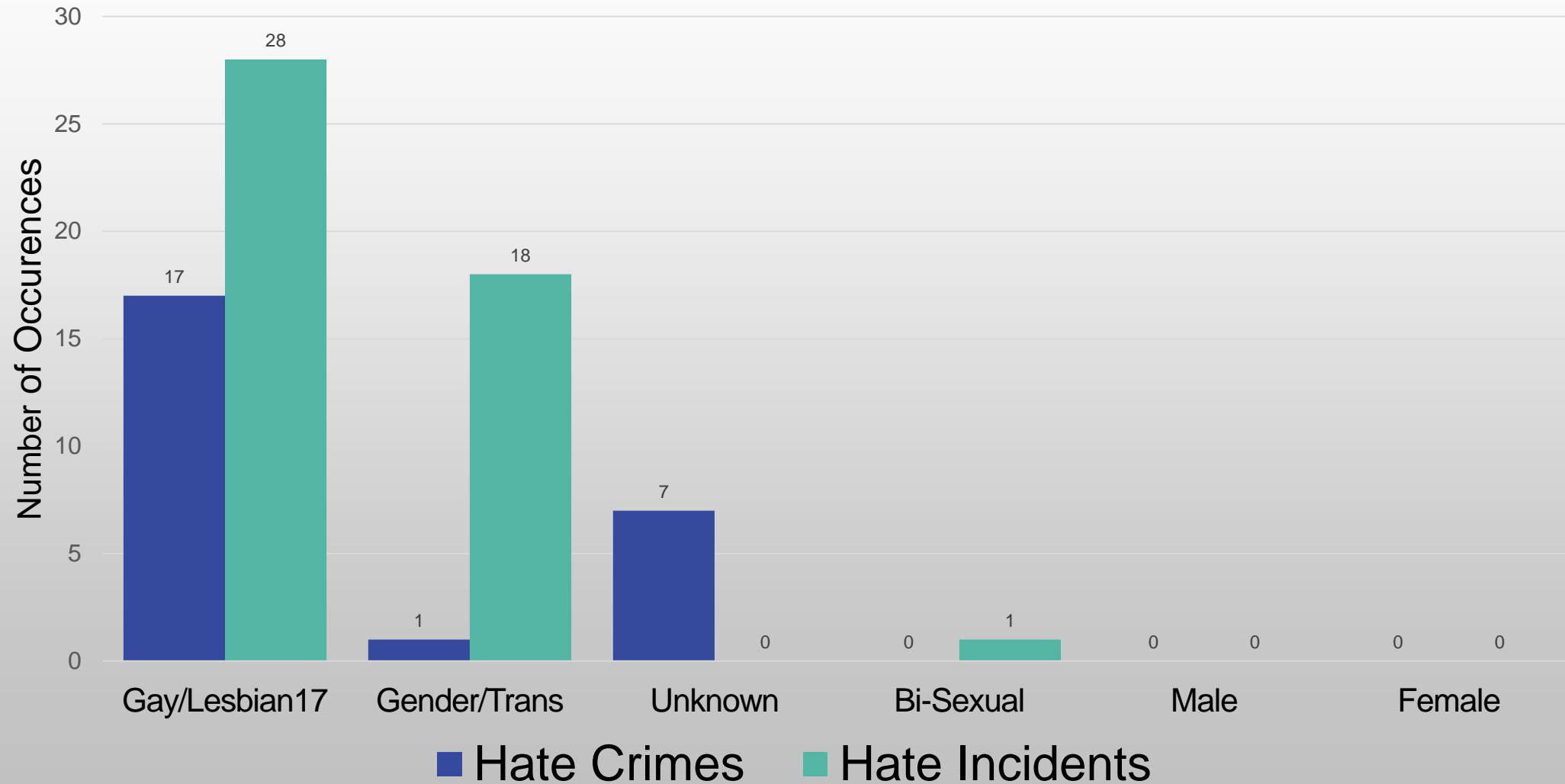
# Hate Crime and Hate Incidents by Racial Group, 2024



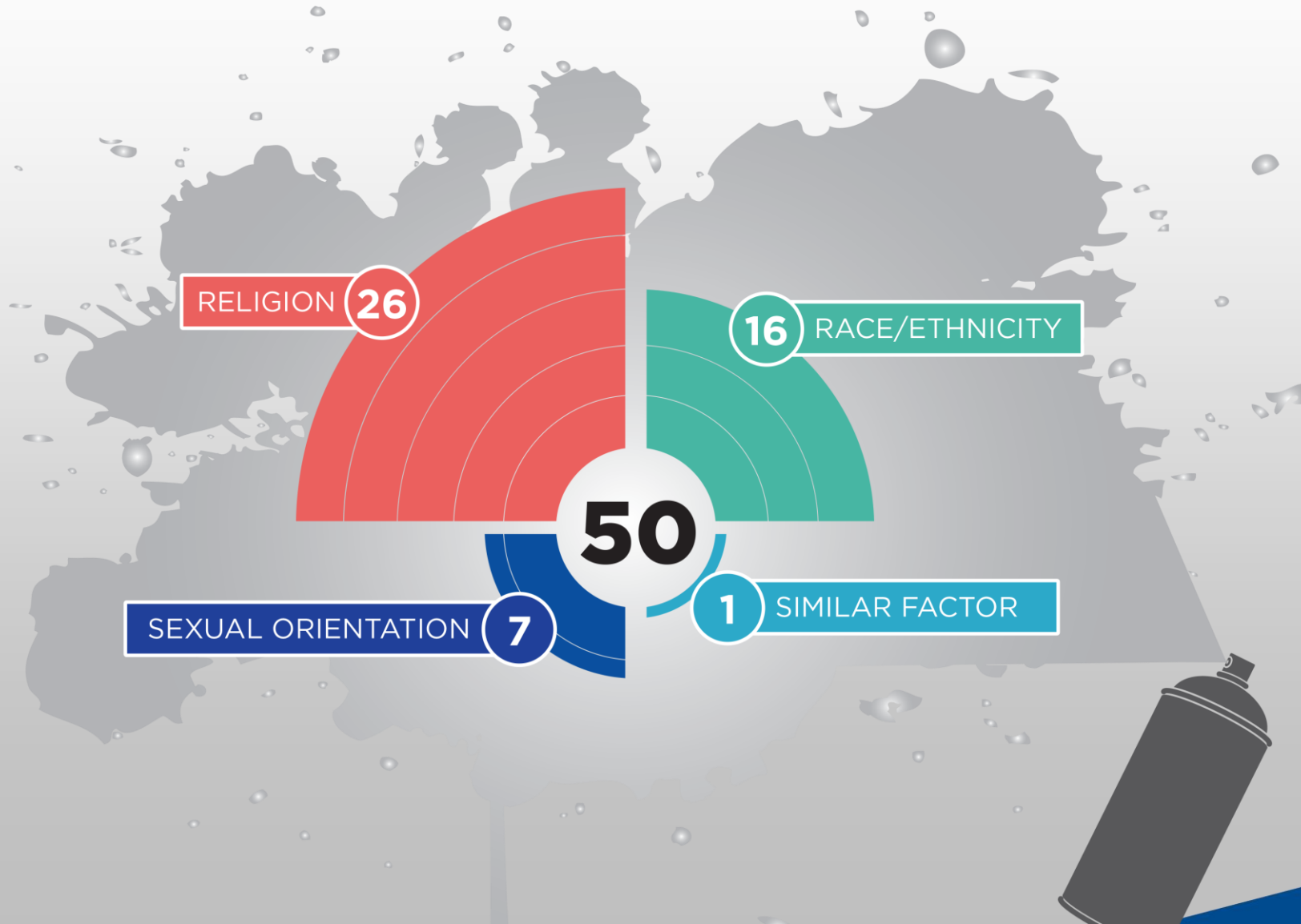
# Hate Crimes and Hate Incidents by Religion, 2024



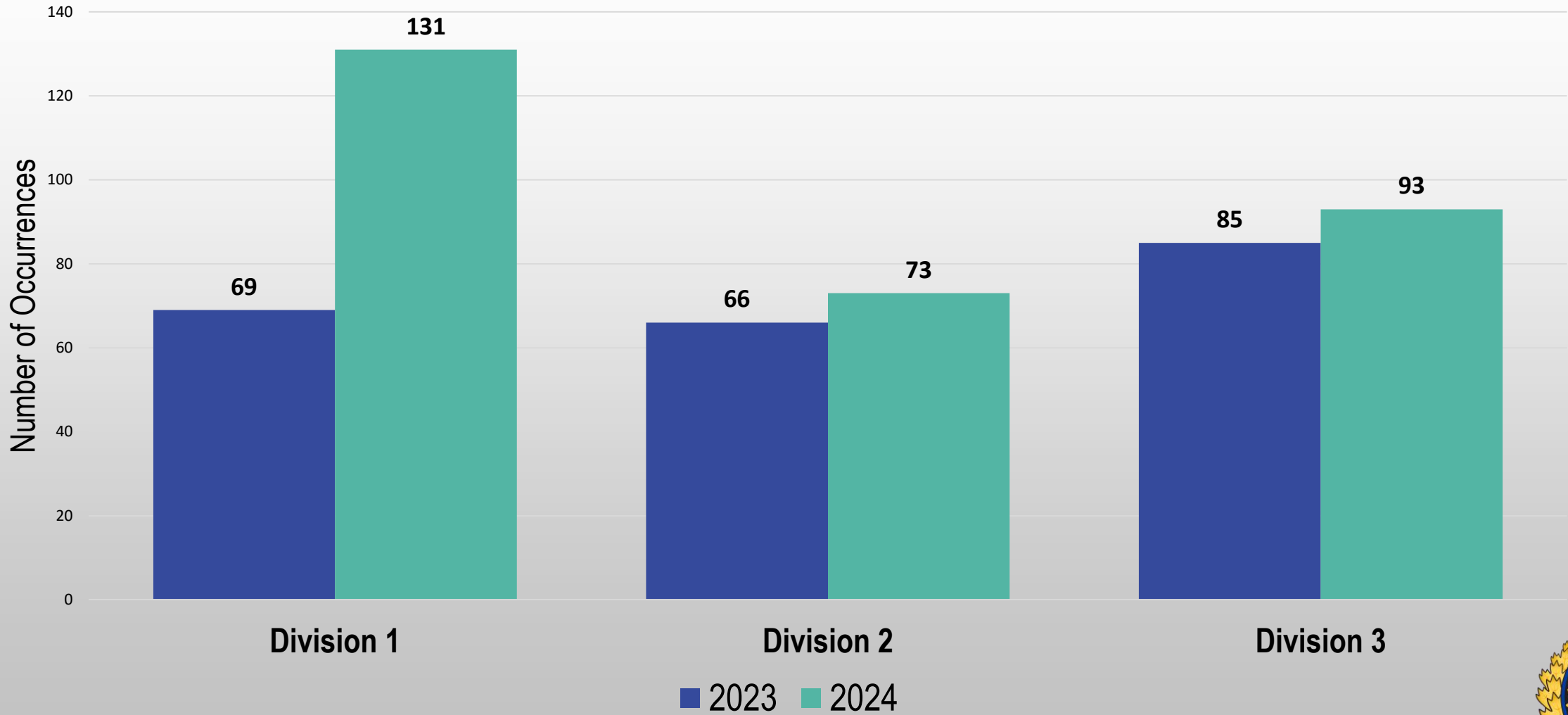
# Hate Crimes and Incidents by Sex, Sexual Orientation, Gender Identity, 2024



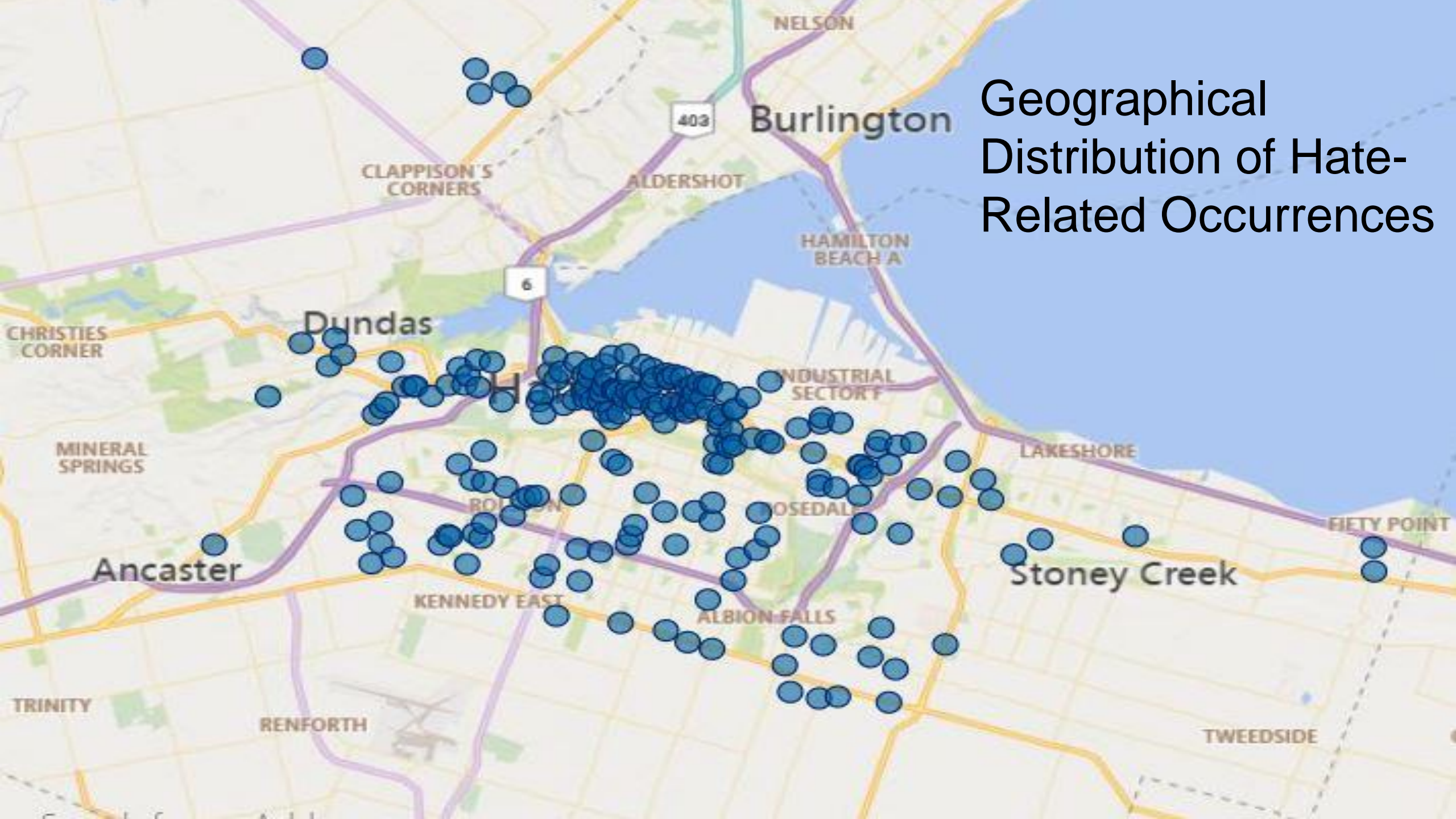
# Most Common Hate/Bias Occurrence - Graffiti



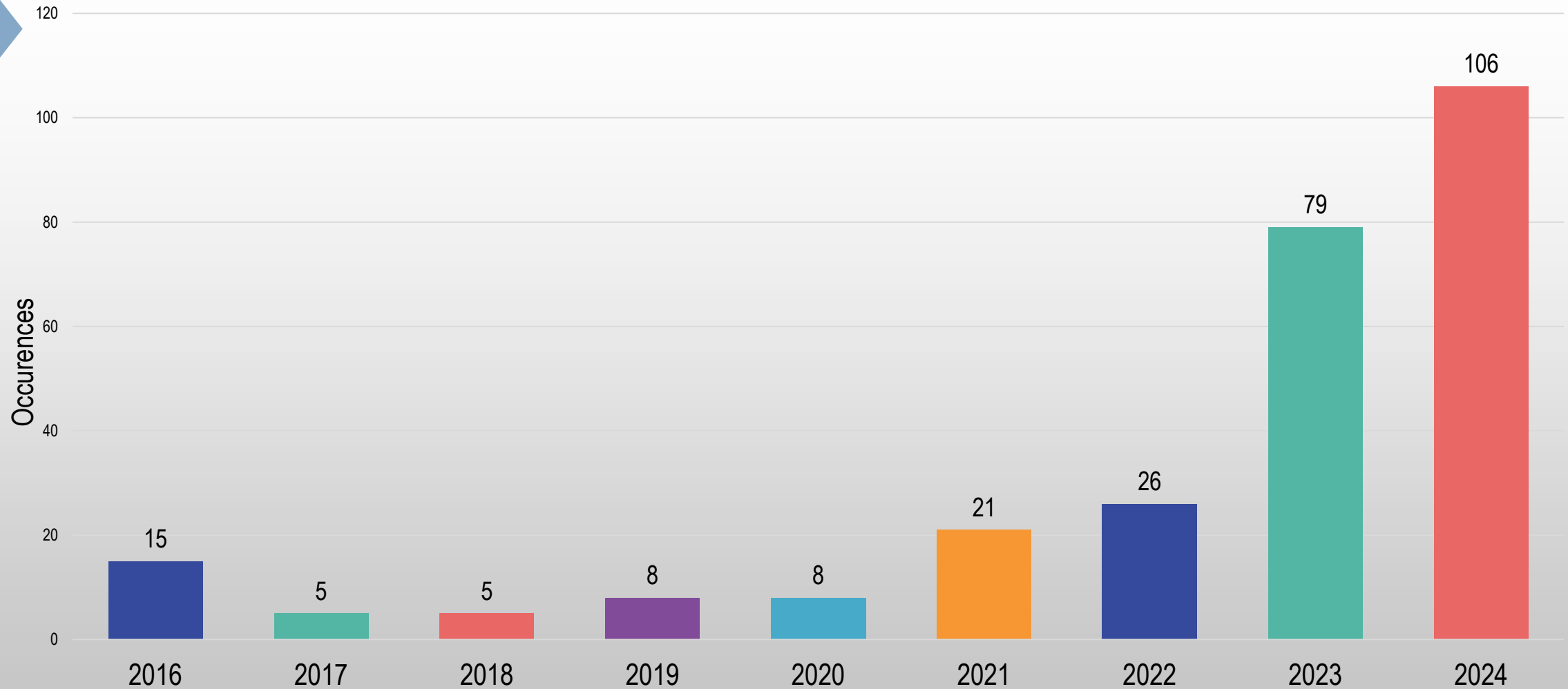
# Divisional Breakdown and Comparison 2023/2024



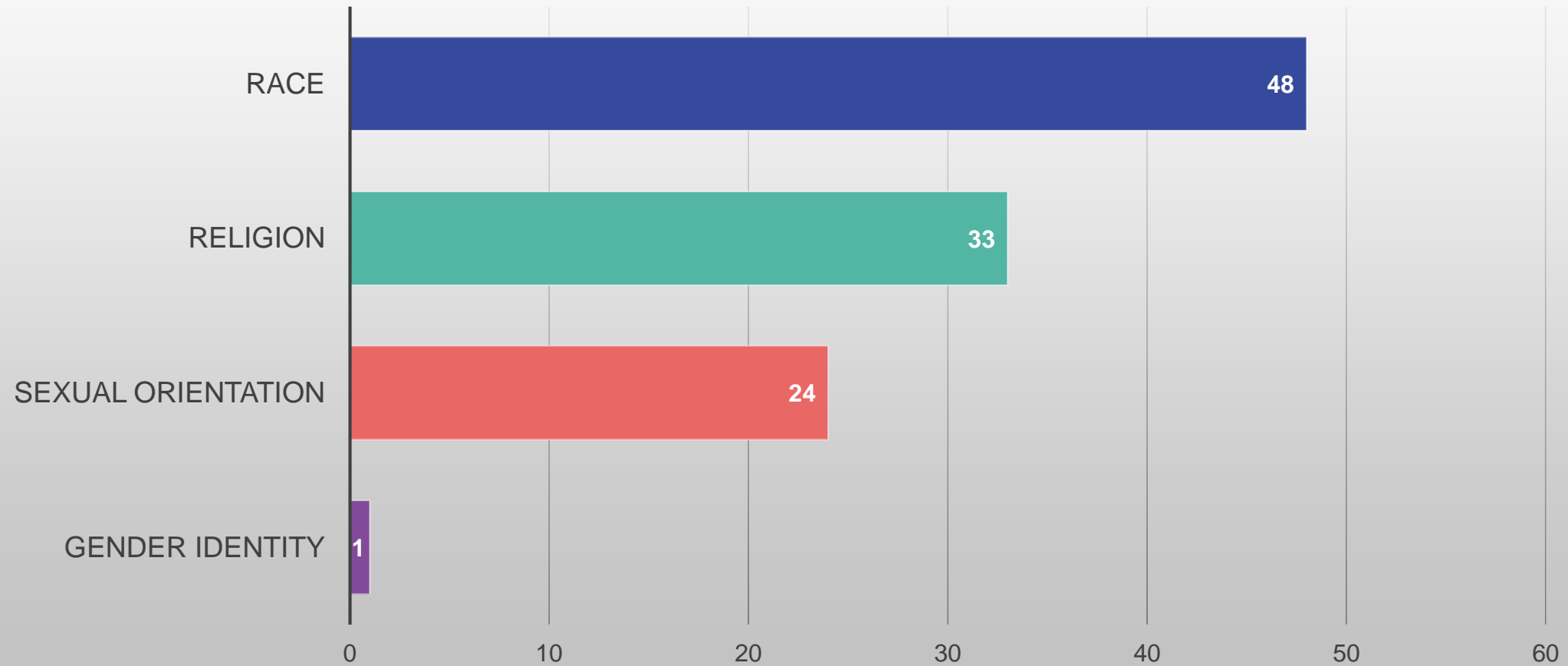
# Geographical Distribution of Hate-Related Occurrences



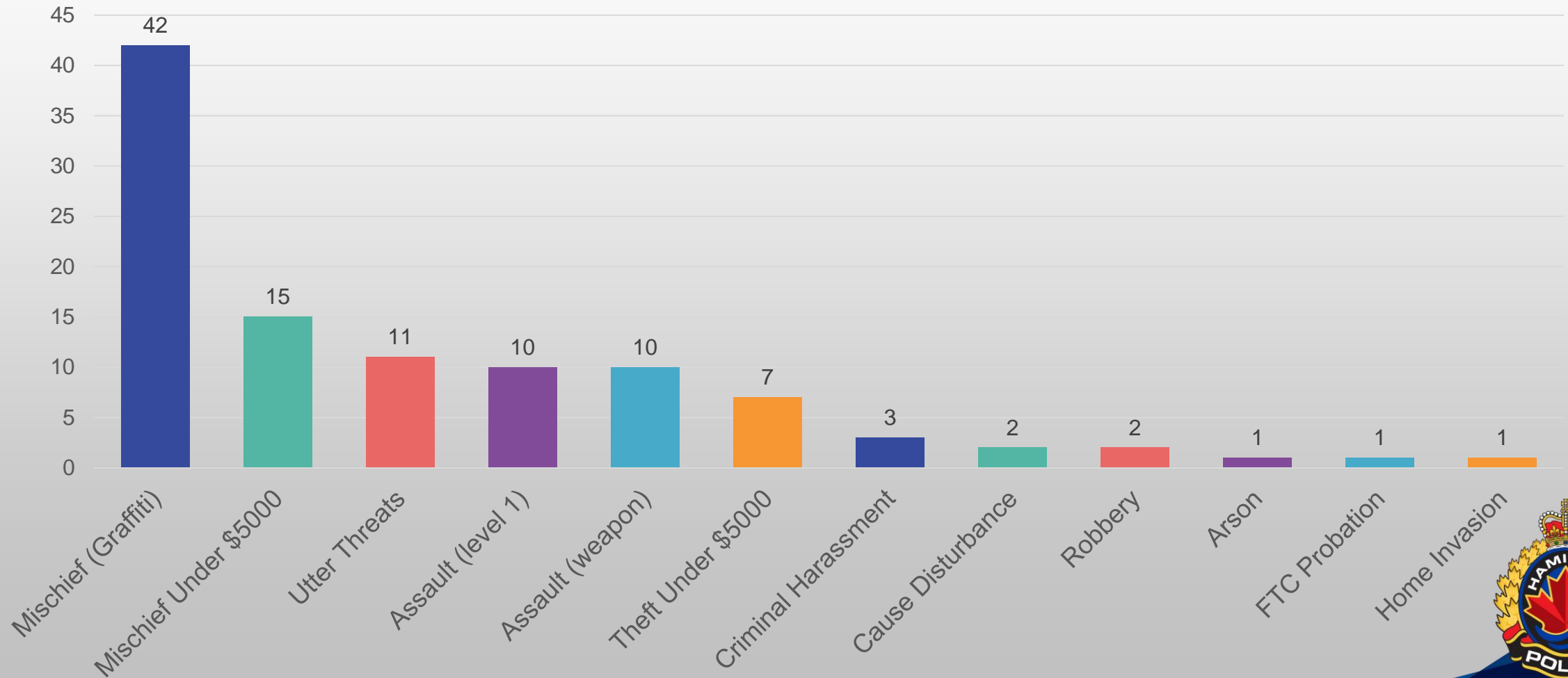
# Number of Hate Crimes 2016-2024



# Identified Hate Crime Breakdown



# Crimes Breakdown



# Hate Crime Prevention & Community Supports

- ▶ Education/Community Engagement
- ▶ Victim Support
- ▶ Training
- ▶ Data Collection & Reporting
- ▶ Hate Crime Case Review Team



# Education/Community Engagement



# Hate Crime Case Review Team (HCCRT)

- ▶ Launched in June 2024
- ▶ 14 members representing various identity groups: Black, Gender Identity, Indigenous, Jewish, Muslim, Sexual Orientation and South Asian
- ▶ Members applied to join the HCCRT and were selected through a community voting process
- ▶ Members will serve for **28** month-term

# Hate Crime Case Review Team (HCCRT) Progress

- ▶ From September to December 2024, members met twice a month for onboarding and training
- ▶ Training included:
  - Anti-Racism and Anti-Oppression (ARAO)
  - Secondary/Vicarious Trauma
  - Crown-led Session on Hate Occurrences
  - NICHE System and HPS Hate Occurrence Policy and Procedure
  - Reviewing the HCCRT Checklist, which was co-created with the Anti-Racism Directorate (ARD)

# Hate Crime Case Review Team (HCCRT) Progress

- ▶ Moving into 2025, the HCCRT began reviewing cases
- ▶ Reviewing a total of **124** cases between 2018 and 2021, with a sample set at **95%** confidence level.
- ▶ As the HCCRT begins to review cases, they will share their unique perspectives, suggestions, and feedback on how HPS can continue to do better
- ▶ HCCRT Members will share **recommendations** to HPS on updating awareness initiatives, reporting processes, training, policies and procedures, and investigations.

**MAJOR THEMES:**



# HATE CRIME CASE REVIEW TEAM: REVIEWING HATE OCCURRENCE CASES



“  
It’s been a quiet yet meaningful learning journey since I joined the HCCRT Team. Along the way, I have gained valuable insights, connected with dedicated community partners, and come to confirm my understanding of how important it is to work together as a community to create meaningful change. I am especially grateful to Hamilton Police Service for giving us the opportunity to be part of their impactful work. (HCCRT Member)

“  
Even when the evidence is unclear, we take every hate crime case seriously because every act of hate has real impact, and every voice deserves justice. (HCCRT Member)



# Data Collection & Reporting

- ▶ Third Year of Hate Crime – Online reporting tool
- ▶ In 2024, HPS received 59 hate-related reports online
- ▶ 20% of reported hate occurrences were made online
- ▶ In 2023, there were 17% of reported hate occurrences received online

# Victim Support

- ▶ Enhanced follow-up by a Hate Crime investigator for both hate crimes and hate incidents, with referrals to Victim Services.
- ▶ In 2024, Victim Services supported 98 new victims of hate/bias related occurrences. This is on top of the continued support being offered to previous victims.
- ▶ Supports includes: home and personal safety, counselling, crime scene/graffiti clean up, system navigation and community referrals.
- ▶ Crime Prevention Through Environmental Design (CPTED)
- ▶ YMCA Partnership to support victims of hate incidents (2025)



*Hamilton Police encourage the community to report hate/bias crimes and incidents to ensure actions are taken, including assigning appropriate resources to make our community safer.*

*Together, we can make a difference in stopping the cycle of hate.*