




HAMILTON POLICE SERVICE INFORMATION REPORT

| | |
|-----------------------------------|---|
| TO: | Chair and Members Hamilton Police Service Board |
| BOARD MEETING DATE: | May 29, 2025 |
| SUBJECT: | 2024 Year End Report – Youth Crime |
| REPORT NUMBER: | 25-039 |
| PRESENTATION: | No |
| OUTSTANDING BUSINESS ITEM: | No |
| SUBMITTED BY: | Frank Bergen, Chief of Police |
| SIGNATURE: |  |

EXECUTIVE SUMMARY

The Annual Youth Crime Report is presented to the Police Services Board each year to report on statistics relating to criminal activity involving youth. The report also highlights the roles of our Youth Serving Officers in the delivery of service, proactive initiatives, youth community engagements and community partnerships.

APPENDICES AND SCHEDULES ATTACHED

Appendix A – Additional Information

Appendix B – Year End Report 2024 – Youth Crime

FB/F. Miscione

- c: Paul Hamilton, Deputy Chief – Support
- David Hennick, Superintendent – Community Safety Division

Vision: To be a trusted partner in delivering public safety.

Mission: To serve and protect in partnership with our communities.

Our Values: Compassionate, Dedicated, Inclusive, Integrity, Innovative, Professional, Teamwork

25-039 APPENDIX A – INFORMATION

The total number of youth between twelve and seventeen years of age involved in crime in the City of Hamilton for 2024 was 959. This represents an overall decrease of 1.5% compared to 2023. However, when compared to the 5-year average it represents an increase of 2.9%.

- Youth involved in violent crimes decreased by 4.3% compared to 2023. When comparing 2024 to the 5 year average there was an increase of 8.0%.
- Youth involved in property crimes decreased 10.8% compared to 2023. When comparing 2024 the 5 year average there was an increase of 2.4%.
- Youth involved in drug offences decreased by 17.3% compared to 2023. When comparing 2024 to the 5 year average, there was a decrease of 25.7%.

The Hamilton Police Service continued developing innovative and strategic approaches to assist our youth in partnership with our community relating to safety, engagement, education and consultation.

Through intelligence led policing, the youth officers collaborated with front line officers, Divisional Crime Managers and Investigative Services to address and prevent youth crime, wherever possible.

The Youth Engagement Team are responsible for the coordination and implementation of the Strategic Targeted Offender Program (S.T.O.P.), the Extrajudicial Measures Diversion Program and the Hamilton Youth Drug Diversion program.

The 2024 Youth Services Annual Report outlines the internal and external programs and initiatives in which HPS and community partners collaboratively engaged to help reduce and prevent youth crime, victims of crime and harm reduction within our communities.



2024 YOUTH SERVICES ANNUAL REPORT

Prepared by **Sergeant Tadeson**



Table of Contents

| | |
|--|----|
| Youth Services Coordinator | 4 |
| Youth Services Coordinator School Lockdown Consultations and Presentations | 4 |
| Violence Threat Risk Assessment (V.T.R.A.) | 5 |
| Youth with Complex Suicide Needs (Y.C.S.N.) | 5 |
| Hamilton’s Community Safety & Well-Being Plan – Hamilton C.A.R.E.S. Youth Table | 5 |
| Youth Engagement Team | 6 |
| Youth Engagement Team Inward Portfolios | 6 |
| Figure 1 Youth Engagement Team - Liaison and Consultations | 6 |
| Figure 2 Youth Engagement Team - Crime Prevention and Enforcement..... | 7 |
| Youth and Community Engagement Highlights | 7 |
| National Reconciliation Day Tree Planting and Ceremony | 7 |
| Youth Engagement Series Y.E.S. Program | 7 |
| Hamilton Police Service and Living Rock Ministries, Youth Resources | 8 |
| CRAM-A-CRUISER Events | 8 |
| Changing Lanes Youth Bowling and Banquet Event | 8 |
| Prom Patrol | 8 |
| Strategic Approach to Youth Crime | 9 |
| Youth Crime Occurrences by Division | 9 |
| Figure 3 Youth Crime by Division | 9 |
| Total Youth Involved in Crime | 10 |
| Figure 4 Total Youth Involved in Crime..... | 10 |
| Total Number of Youth Charged and Not Charged | 10 |
| Figure 5 Total Number of Youth Charged and Not Charged | 10 |
| Total Youth Involved in Violent Crime | 11 |
| Figure 6 Youth Involved in Violent Crime..... | 11 |
| Total Youth Involved in Property Crime | 11 |
| Figure 7 Youth Involved in Property Crime | 12 |
| Total Youth Involved in Drug Offences | 12 |
| Figure 8 Youth Involvement in Drug Offences | 12 |
| Controlled Drug Substance Act | 13 |
| Federal Cannabis Control Act, 2017 | 13 |
| Provincial Cannabis Control Act, 2017 | 13 |
| Figure 9 Youth Involvement in Cannabis Control Act..... | 13 |
| Youth Crime by Offence | 14 |

| | |
|--|----|
| Figure 10 Youth Crime by Offence | 14 |
| Strategic Targeted Offender Program (S.T.O.P.) | 14 |
| Figure 12 Strategic Targeted Offender Program (S.T.O.P.) | 15 |
| Intervention Programs | 15 |
| Figure 12 Pre-Charge Youth Diversions by Police | 16 |
| Youth Mental Health Crisis | 16 |
| Figure 13 Youth Mental Health Crisis | 17 |
| Conclusion | 17 |
| Figure 15 Overall Youth Crime Stats | 18 |
| References | 19 |

Youth Services Coordinator

The Hamilton Police Service, through the office of the Youth Service Coordinator, collaborated in partnership with community youth services, committees and organizations to be a trusted partner in delivering public safety. The following list are committees and programs that the Youth Coordinator is part of or facilitates.

- Violent Threat Risk Assessment (V.T.R.A.) Protocol Intervention Committee
- Youth with Complex Suicidal Needs (Y.C.S.N.) Protocol Intervention Committee
- The John Howard Society (Youth Diversion program and others)
- The YMCA of Hamilton/Burlington/Brantford (Youth Engagement Series and others)
- The Committee of Youth Officers for the Province of Ontario (C.O.Y.O.)
- The Hamilton Police Service and School Board Liaison Committee
- Ontario Association Chiefs of Police - Youth Committee – (O.A.C.P.-Y.C.)
- The Street Youth Planning Collaborative - Front Line Advisory Committee (SYPC - F.L.A.C.)
- The Hamilton Collaboration Fetal Alcohol Spectrum Disorder Network
- The Canadian Police Youth Network (CPYN)
- The Youth Probation and Parole Officers Committee
- The Youth Engagement Series (Y.E.S.) Program;
- The Hamilton Fetal Alcohol Spectrum Disorder (F.A.S.D.) Youth Justice Advisory Committee
- The Community Service Officers of Ontario Committee
- The City of Hamilton Youth Strategy Steering Committee
- Hamilton Community Safety and Well-Being - Hamilton C.A.R.E.S Youth Situational Table
- The Ministry of Children, Community and Social Services – Youth Justice Division

Youth Services Coordinator School Lockdown Consultations and Presentations

The objective for the consultations and presentations is to convey awareness and education amongst our local school boards, community partners and newly hired communications personnel as it relates to Police Immediate Rapid Deployment (I.R.D.) and School Lockdown Protocols. The 2024 presentations encompassed policing principles and fundamentals highlighting all roles and duties relating to Immediate Rapid Deployment and School Lockdown occurrences with:

- Hamilton Police Service Communications and Dispatch Branch
- The Hamilton Wentworth Catholic District School Board Superintendents and Principals.
- Hamilton Ontario Disability Support Program Health and Safety Committee
- Hamilton Goodwill Career and Donation Centre Health and Safety Committee
- Ministry of the Solicitor General–Community Correctional Services Health and Safety Committee
- Hamilton Public Library – Health and Safety, Attendance and Disability Management Team

Violence Threat Risk Assessment (V.T.R.A.)

As per the Violence Threat Risk Assessment (V.T.R.A.) protocol, all Hamilton School Boards, the Hamilton Police Service and community youth services are committed to the safety of all students, visitors and staff. As a result, the Hamilton School Boards take appropriate action with any student(s) behaviours deemed to pose a potential risk to other students, staff and members of our community. The measures from the School Boards and community partners assist with anticipated early intervention and support(s) in the prevention of school violence. The Youth Service Coordinator participated in 20 V.T.R.A. plan of care protocols throughout 2024.

Youth with Complex Suicide Needs (Y.C.S.N.)

The Youth with Complex Suicidal Needs (Y.C.S.N.) protocol is to develop a comprehensive and coordinated approach to care for children and youth who have been identified as being at high-risk for suicide and have complex presentations and/or for whom community youth services struggle to ensure safety. The goal of the protocol is to keep children and youth from completing suicide by allowing community partners to trigger an imminent decision-making process to develop a coordinated care plan across all organizations. The Youth Services Coordinator participated in 56 Y.C.S.N. youth plan of care protocols throughout 2024.

Hamilton's Community Safety & Well-Being Plan – Hamilton C.A.R.E.S. Youth Table

Hamilton CARES is a multi-sectoral risk intervention table. It is comprised of local and community-based Organizations. Collaborating Organizations work together to serve and support individuals and families. Hamilton CARES is a 12-month pilot that will focus on children ages 8-14 who are experiencing acutely elevated risk within Hamilton.

Hamilton CARES is able to provide rapid mobilization of resources and services with the objective of minimizing the trajectory of risk.

Vision – The Hamilton CARES situation table is an initiative of Community Safety and Well-Being plan which aims to ensure that all residents in the community feel safe, have a sense of belonging, and can meet their needs for education, healthcare, food, housing, income, and social and cultural expression.

Purpose – Foster collaboration across diverse sectors with a focus on coordinating rapid access to holistic supports and services for youth and their families to achieve overall safety and well-being.

Membership

Hamilton CARES consists of local and community-based Organizations who provide various health, educational, social, family and justice related services to the residents of Hamilton. The Youth Coordinator participated in mandatory training sessions, consultations and meetings throughout 2024.

Youth Engagement Team

The Youth Engagement Team is a community-based approach proactively addressing youth between twelve and twenty-six years of age in partnership with community service supports for youth-families by means of:

- Community Engagement and Liaison
- Community Safety and Consultation
- Community Mobilization and Crime Prevention
- Enforcement and Crime Suppression

Youth Engagement Team Inward Portfolios

- Vulnerable and Missing Youth
- Youth Mentorship and Community Engagement Programs
- Pre-Charge Diversions, STOP Target and Indigenous Youth Programs

The team works in collaboration with City of Hamilton youth serving agencies, committees and outreach programs in an effort to assist youth with complex presentations, reduce youth crime and repeat youth offenders centering on community safety and well-being initiatives relating to Human Trafficking, Guns/Gangs, Drug Culture, Sexual Violence, Mental Health and Addictions. The Youth Engagement Team participates with a variety of youth programs, youth centers and events throughout all three Divisions. The combined number of engagements, consultations, crime prevention and enforcement for 2024 was 2,079 community engagements, some of which are outlined in the chart below.

Figure 1 Youth Engagement Team - Liaison and Consultations
Source: Reference 3

| January 1, 2024 – December 31, 2024 | |
|---|--------------|
| Meetings | 255 |
| Violent Threat Risk Assessments (VTRA) | 20 |
| Youth Complex Suicide Needs Assessments (YCSN) | 56 |
| Youth Consultations (Youth Probation, Patrol, Youth Agencies) | 969 |
| Community Youth Engagement Referrals Received | 35 |
| Youth Initiatives, PROACTION and Events Attended | 130 |
| Sub-Total | 1,465 |

Figure 2 Youth Engagement Team - Crime Prevention and Enforcement

Source: Reference 3

| | |
|---|------------|
| Youth Arrests | 54 |
| Pre-Charge Diversion | 65 |
| STOP Checks | 184 |
| Youth Investigations (Warrants, Assist Patrol, Assist I.S.D.) | 311 |
| Sub-Total | 607 |

| | |
|----------------------|--------------|
| Overall Total | 2,079 |
|----------------------|--------------|

Youth and Community Engagement Highlights

National Reconciliation Day Tree Planting and Ceremony

On National Reconciliation Day, Saturday, September 28, 2024, 920 trees were planted in partnership with indigenous youth from Niwasa Kendaaswin Teg Youth Hub, indigenous knowledge keeper, parents, community partners and the Hamilton Police Service Youth Engagement Team.

The event commenced with our indigenous knowledge keeper, Elder Elaine Lee, with smudging and Indigenous teachings surrounding the meaning, importance of trees and giving back to mother earth alongside with our youth, officers and community members. Officers engaged with our youth building rapport during the event planting trees of reconciliation, unity, and understanding. The Hamilton Police Service Youth Engagement Team are appreciative for the contributions of our partners:

City of Hamilton Forestry Department
 Niwasa Kendaaswin Teg Youth Hub
 City of Hamilton Indigenous Liaison Team
 City of Hamilton Youth Annex Team

Through an approved written grant, ProAction Cops and Kids provided financial assistance for the cost of transportation, food, water and snacks.

Youth Engagement Series Y.E.S. Program

In partnership with the Hamilton YMCA, the Youth Engagement Series is a voluntary youth-focused engagement program implementing a series of workshops spanning six weeks to educate and empower youth between twelve and eighteen years of age on topics that include Human Trafficking, Guns/Gangs, Vice/Drugs, Fraud, Social Media and Well-Being presentations. In 2024, the Y.E.S. program completed three sets of series with 25 youth successfully completing the program.

Hamilton Police Service and Living Rock Ministries, Youth Resources CRAM-A-CRUISER Events

The Hamilton Police Service Youth Engagement Team, Living Rock Ministries Youth Food Bank, Giorgio's No Frills grocery Store and Coca-Cola Canada collaborated and implemented two "CRAM-A-CRUISER" events at Giorgio's No Frills grocery store.

The two events occurred on Saturday, August 25, 2024 and Wednesday, December 11, 2024 with a combined total of 800 pounds in food and drinks with \$2000.00 in monetary donations.

Changing Lanes Youth Bowling and Banquet Event

The Hamilton Police Service Youth Engagement Team in partnership with North Hamilton Pathways to Education Program and East Hamilton Skyway Bowling hosted a youth bowling and banquet event on Wednesday, November 13, 2024 with thirty youth and program coaches from North Hamilton Pathways to Education.

"On behalf of our Pathways staff and students, we want to say a hearty thank-you for taking us bowling, feeding us and engaging us in conversation. It really meant a lot. We also appreciate all the time that you invested in our students on Wednesdays last year, stay in touch and take care, all of us here at Pathways". Pathways Coach.

Through an approved written grant, ProAction Cops and Kids provided financial assistance for the cost of transportation, food, beverages, bowling lanes and equipment.

Prom Patrol

The Hamilton Wentworth Catholic School Board (HWCDSD) have operated over the last 20 years accepting donations to provide Children/Youth with clothing for their Graduations, Proms, Formals and First Holy Communions.

In partnership through the office of the Youth Engagement Team, the following items collected by Hamilton Police Service members and donated to HWCDSD "Precious Moments Boutique":

- 34 Dresses/Gowns
- 30 Suits
- 31 Dress Shirts
- 13 Pairs of Shoes
- 26 Pairs of Socks
- 36 Dress Ties
- 5 Dress Belts
- 14 Pieces of Assorted Jewelry/Accessories

Strategic Approach to Youth Crime

This report highlights the number of youth involved with crime between the ages of 12 and 17 years of age as per the Youth Criminal Justice Act (YCJA) for 2024.

In keeping with the principles of the **Youth Criminal Justice Act (Y.C.J.A.)** - “Extrajudicial Measures” are often the most appropriate and effective way to address youth crime. (No Further Action, Warning, Police Caution or Diversion).

The strategic approach as adopted by the Hamilton Police Service 2023 – 2026 Strategic Plan:

Objective: Community Safety - Prevent and Address Crime

Priorities: Implementing effective means to manage all crime through education, analytics, enforcement, and proactive community-based initiatives.

Objective: Collaborative Engagement – Connect with Community

Priorities: Building relationships and fostering genuine dialogue with our diverse population, and furthering the goals of the city-wide Community Safety and Well-Being Plan.

Objective: Trusting Change – Be Visible

Priorities: Participating in community events and building ties with diverse groups with an emphasis on developing strong relationships with youth.

Youth Crime Occurrences by Division

The City of Hamilton is divided into three policing divisions. Division One encompasses the downtown inner city area, Division Two encompasses the City of Hamilton east border, Stoney Creek and Stoney Creek Mountain and Division Three encompasses the City of Hamilton Mountain, Ancaster, Dundas, Waterdown and outlying areas.

- Division 1 had 224 youth involved criminal occurrences.
- Division 2 had 291 youth involved criminal occurrences.
- Division 3 had 444 youth involved criminal occurrences.

Figure 3 Youth Crime by Division

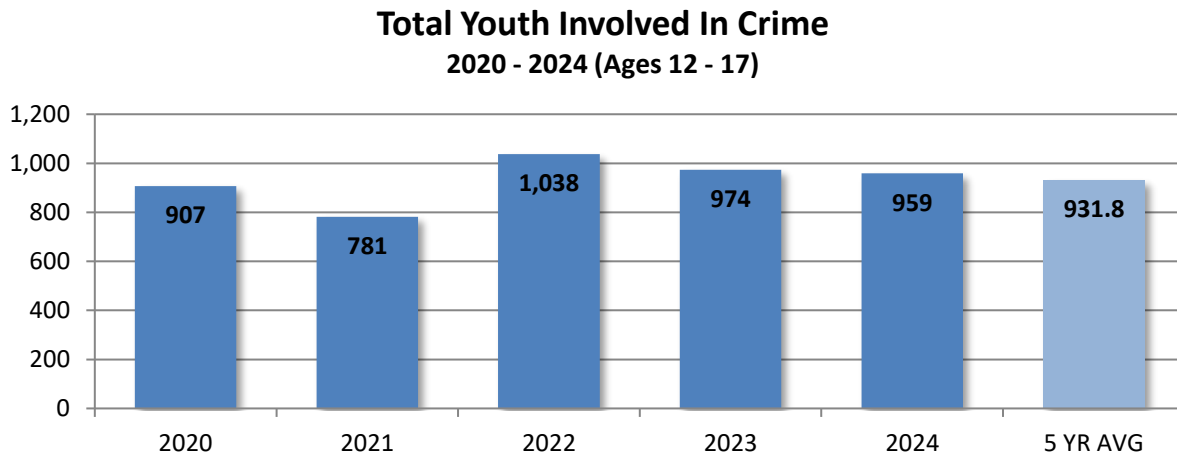
Source: Reference 1

| Youth Crime by Division 2024 | | | | |
|------------------------------|---------------|-----------------|-------------|--------|
| | Males Charged | Females Charged | Not Charged | Totals |
| Division 1 | 75 | 20 | 129 | 224 |
| Division 2 | 70 | 20 | 201 | 291 |
| Division 3 | 131 | 31 | 282 | 444 |
| Totals | 276 | 71 | 612 | 959 |

Total Youth Involved in Crime

In 2024, 959 youths were involved in crime compared to 974 in 2023. This represents an overall decrease of 1.5%. When comparing 2024 to the 5-year average, there was an increase of youth involved in crime by 2.9%.

Figure 4 Total Youth Involved in Crime
Source: Reference 1

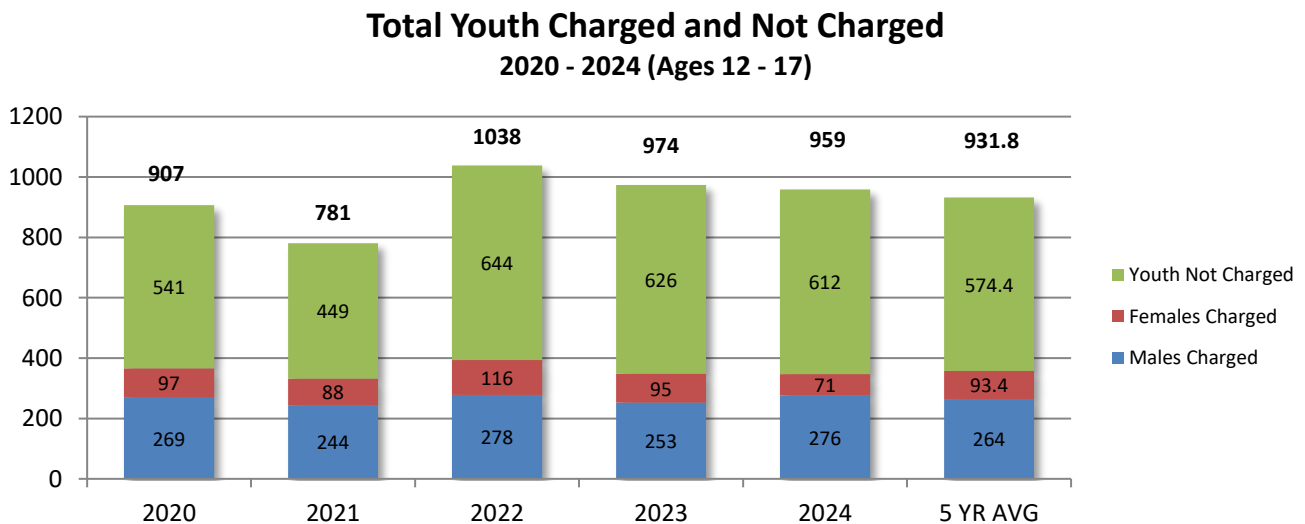


Total Number of Youth Charged and Not Charged

In 2024, 959 youth were involved in crime resulting in 347 youth charged, a decrease of 0.2% compared to 348 youth charged in 2023.

Of the 347 youth charged or 31.6%, 71 were females and 276 were males. The remaining 612 youth not charged or 63.8% received an extrajudicial measure under the YCJA of No Further Action, Warning, Police Caution or Diversion.

Figure 5 Total Number of Youth Charged and Not Charged
Source: Reference 1



Total Youth Involved in Violent Crime

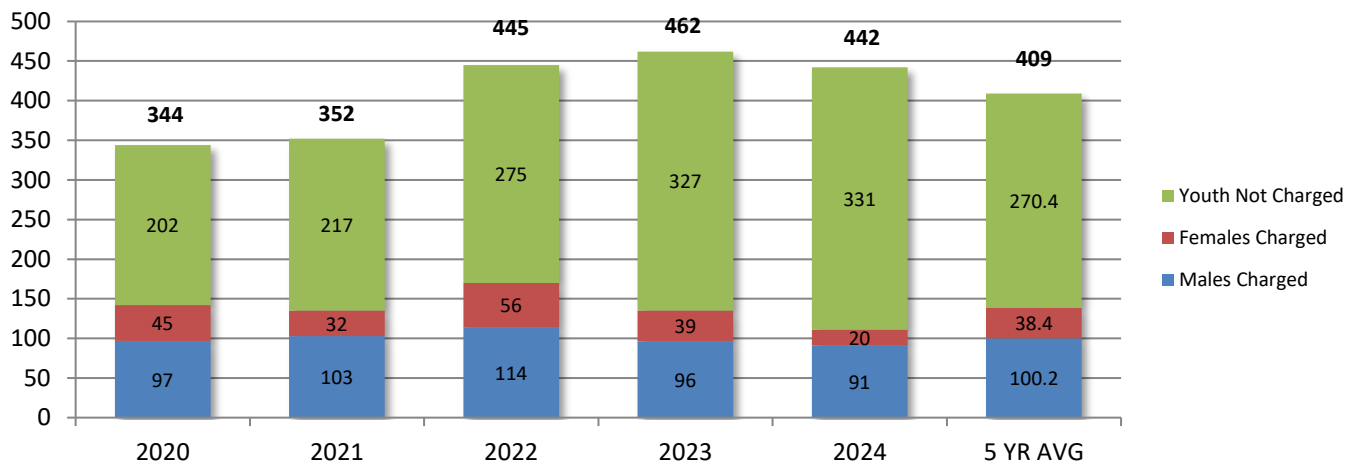
In 2024, violent crimes committed by youth in the City of Hamilton decreased by 4.3% compared to 2023. When comparing 2024 to the 5-year average, there was an increase of youth involved in violent crime by 8.0%.

In 2024, 442 youths were involved in violent crime versus 462 in 2023.

Of the 442 involved youth, 111 youth were charged with a violent crime and 331 received an extrajudicial measure. The three most frequent youth violent crimes were Assault Level One, Assault with a Weapon/Cause Bodily Harm and Robbery.

Figure 6 Youth Involved in Violent Crime
Source: Reference 1

Youth Involvement In Violent Crime 2020 - 2024 (Ages 12 - 17)



Total Youth Involved in Property Crime

Youth involved in property crime decreased by 10.8% from 295 in 2023 to 263 in 2024.

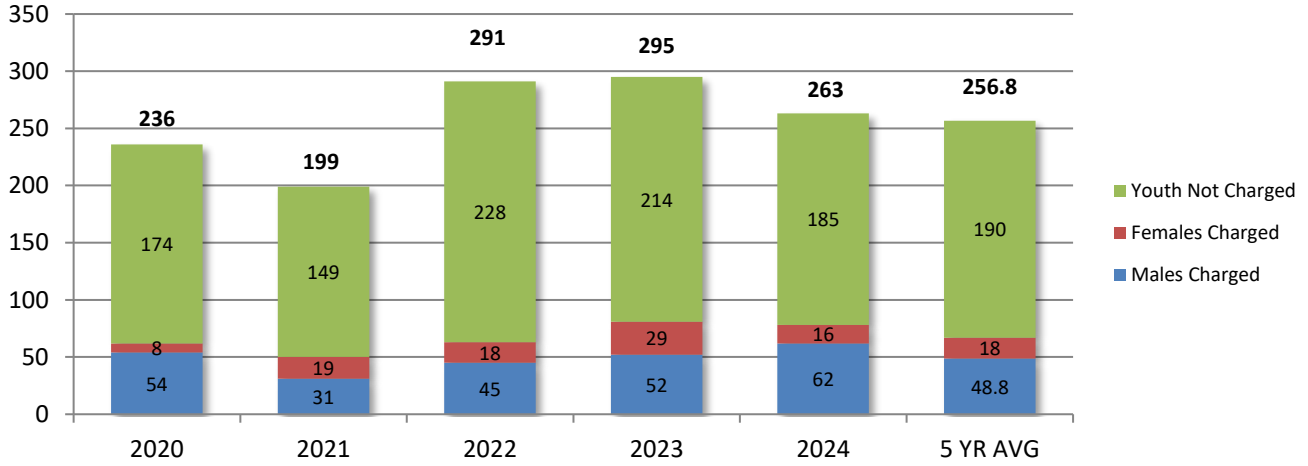
Property Crime committed by youth in the City of Hamilton increased by 2.4% when comparing 2024 to the 5-year average.

Of the 263 involved youth, 78 youth were charged with a property crime and 185 received an Extrajudicial Measure.

The three most frequent youth property offences were Mischief, Shoplifting Under \$5000.00 and Theft of Motor Vehicle.

Figure 7 Youth Involved in Property Crime
Source: Reference 1

**Youth Involvement In Property Crime
2020 - 2024 (Ages 12 - 17)**

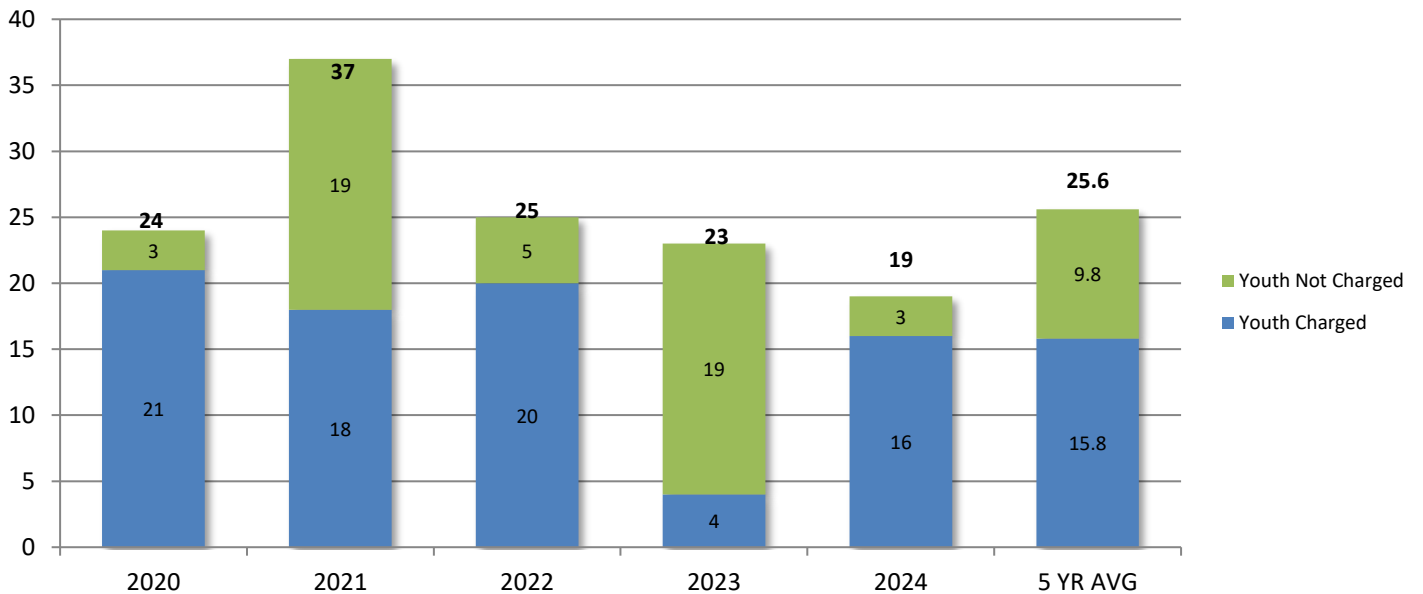


Total Youth Involved in Drug Offences

Drug offences committed by youth in the City of Hamilton decreased by 25.7% when comparing 2024 to the 5-year average. When compared to 2023, there was a decrease of 17.3% or 23 youth versus 19 youth in 2024.

Figure 8 Youth Involvement in Drug Offences
Source: Reference 1

**Youth Involvement In Drug Offences
2020 - 2024 (Ages 12 - 17)**



Controlled Drug Substance Act

- 18 youth were arrested under the Controlled Drugs and Substances Act.
- Of the 18 youth arrested, 15 youth (83.3%) were charged and 3 youth (16.6%) diverted after arrest and received Extrajudicial Measures.
- The most common drug and offence youth were charged for was Trafficking Methamphetamine followed by Trafficking Cocaine.

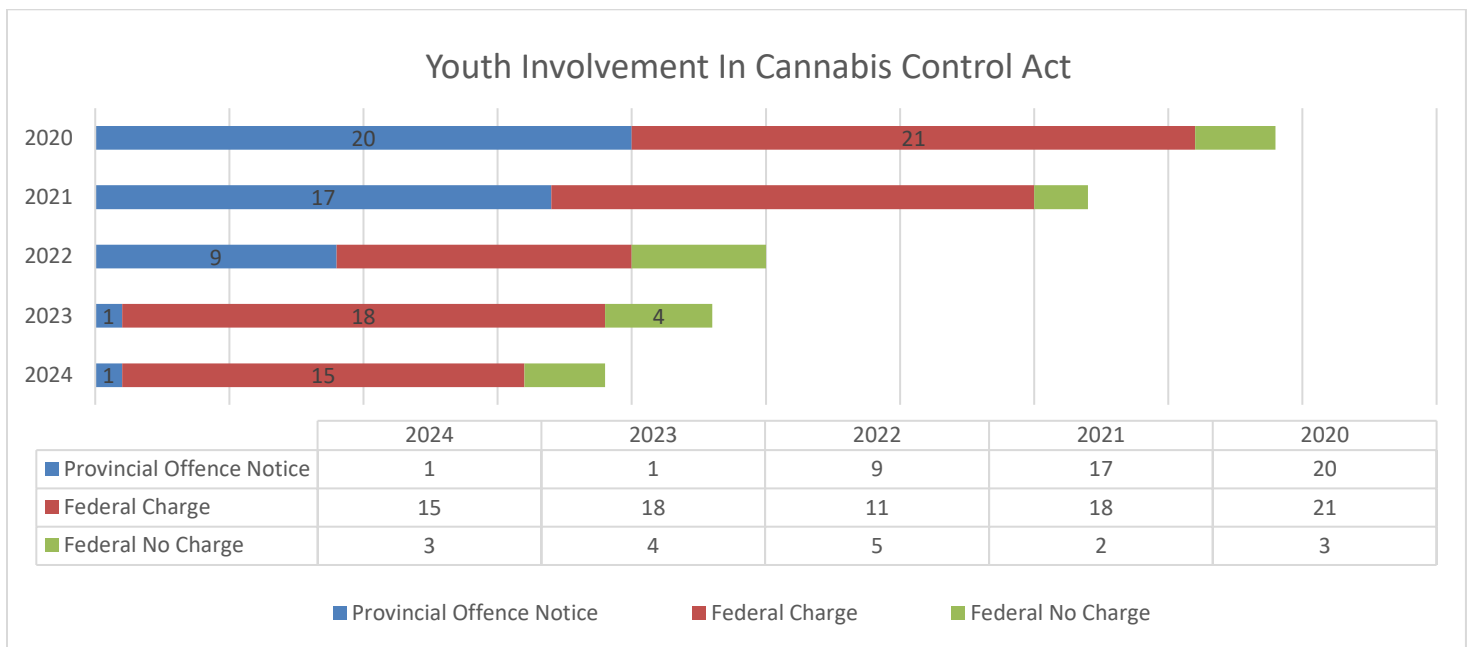
Federal Cannabis Control Act, 2017

- Zero of the 23 youth charged under the Federal Cannabis Control Act, 2017 for possession of more than 5 grams.

Provincial Cannabis Control Act, 2017

- 5.2% or 1 of the 19 youth charged under the Provincial Cannabis Control Act, 2017 for possession of less than 5 grams and received the following Provincial Offence Notice:
 - Person under 19 years – possess cannabis 10(1)

Figure 9 Youth Involvement in Cannabis Control Act
Source: Reference 1, 5



Youth Crime by Offence

In 2024, the three most frequent youth offences were Assault Level One, Assault with a Weapon and Mischief.

Figure 10 Youth Crime by Offence
Source: Reference 1

| 2024 – 15 Offences that Constitute 77.2% Youth Involvement in Crime | | | | | | |
|---|---------------|-----------------|-----------------|------------|------------|--|
| Offence | Males Charged | Females Charged | Not Charged (%) | Total 2023 | Total 2024 | Percentage Increase/Decrease 2023 / 2024 |
| Assault – Level One | 13 | 10 | 129 (84.8%) | 172 | 152 | -11.6% |
| Assault with a Weapon | 26 | 3 | 55 (65.4%) | 65 | 84 | +29.2% |
| Mischief | 10 | 5 | 66 (81.4%) | 87 | 81 | - 6.9% |
| Shoplifting Under \$5000.00 | 5 | 2 | 71 (91.0%) | 68 | 78 | +14.7% |
| Robbery | 33 | 4 | 31 (45.5%) | 64 | 68 | +6.2% |
| Utter Threats | 4 | 0 | 48 (92.3%) | 77 | 52 | - 32.4% |
| Bail Violations | 35 | 8 | 1 (2.2%) | 53 | 44 | -16.9% |
| Sexual Assault | 1 | 0 | 32 (96.9%) | 39 | 33 | - 15.3% |
| Theft of Motor Vehicle | 14 | 1 | 14 (48.2%) | 22 | 29 | +31.8% |
| Break and Enter | 8 | 3 | 12 (52.1%) | 39 | 23 | - 41.0% |
| Possession of Weapons | 12 | 0 | 11 (47.8%) | 15 | 23 | +53.3% |
| Disputes/Disturbances | 0 | 0 | 21 (100%) | 12 | 21 | +75.0% |
| Possession of Property Over \$5000.00 | 12 | 4 | 4 (20.0%) | 27 | 20 | -25.9% |
| Controlled Drug Substance Act | 14 | 1 | 3 (16.6%) | 22 | 18 | 18.1% |
| Possession of Cannabis 10(1) | 1 Provincial | Offence Notice | | 1 | 1 | 0.0% |
| Combined Total Drug Offences | | | | 23 | 19 | -17.3% |
| Non-Consensual Distribution of Intimate Images | 1 | 0 | 14 (93.3%) | 10 | 15 | +50.0 |

Strategic Targeted Offender Program (S.T.O.P.)

The Strategic Targeted Offender Program (S.T.O.P.) is specifically directed at High Risk Youth charged formally and are bound to abide by court-imposed conditions of release such as curfews and house arrest. The S.T.O.P. program is a way for officers to follow up and ensure the youth are compliant with their court-imposed conditions.

In 2024, 36 youth between twelve and seventeen years of age were identified for the S.T.O.P. program with 289 S.T.O.P. checks completed throughout the year. The direct home visit checks resulted in 7 youth arrests. Additional 29 youth arrests were the result of youth breaching their court-imposed conditions outside of the direct home visit checks with the youth engaged in criminal offences outside of their residence.

In total, 36 S.T.O.P. Program Youth arrested in 2024 compared to the 58 youth arrests in 2023.

Figure 12 Strategic Targeted Offender Program (S.T.O.P.)
Source: Reference 3

| 2024 - Strategic Targeted Offender Program (S.T.O.P.) | | | | | |
|--|-----------------------------------|----------------------------------|---|---|--------------------------------|
| Division | Number of S.T.O.P. Targets | Number of S.T.O.P. Checks | Targets Arrested As Result Of Home S.T.O.P. Checks (A) | Targets Arrested Outside Of Home S.T.O.P. Checks (B) | Total Arrests A & B |
| Div. 1 | 10 avg. per month | 29 | 1 | 11 | 12 |
| Div. 2 | 12 avg. per month | 43 | 1 | 3 | 4 |
| Div. 3 | 14 avg. per month | 33 | 2 | 11 | 13 |
| Youth Engagement Team | 36 avg. per month | 184 | 3 | 4 | 7 |
| Total | 36 avg. per month | 289 | 7 | 29 | 36 |

Intervention Programs

The Hamilton Police Service are active members with the John Howard Youth Justice Committee (YJC), Hamilton Youth Justice Committee (HYJC), The Greater Toronto Area Extrajudicial Measures Committee (GTAEJM) and the Hamilton Youth Drug Diversion Program (HYDDP). As per the requirements of the Youth Criminal Justice Act (YCJA), the Hamilton Police Service has a formal agreement with the John Howard Society to operate the Extrajudicial Measures Diversion Referral Program. The program educates youth diverted from the judicial system about their actions and the impact within our communities.

In support of the Hamilton Police Service goal of reducing the availability and use of illegal drugs in our community, the Youth Engagement Team collaborated with divisional front line officers, the Crime Prevention Unit, Crime Managers and Investigative Services to address youth drug related offences.

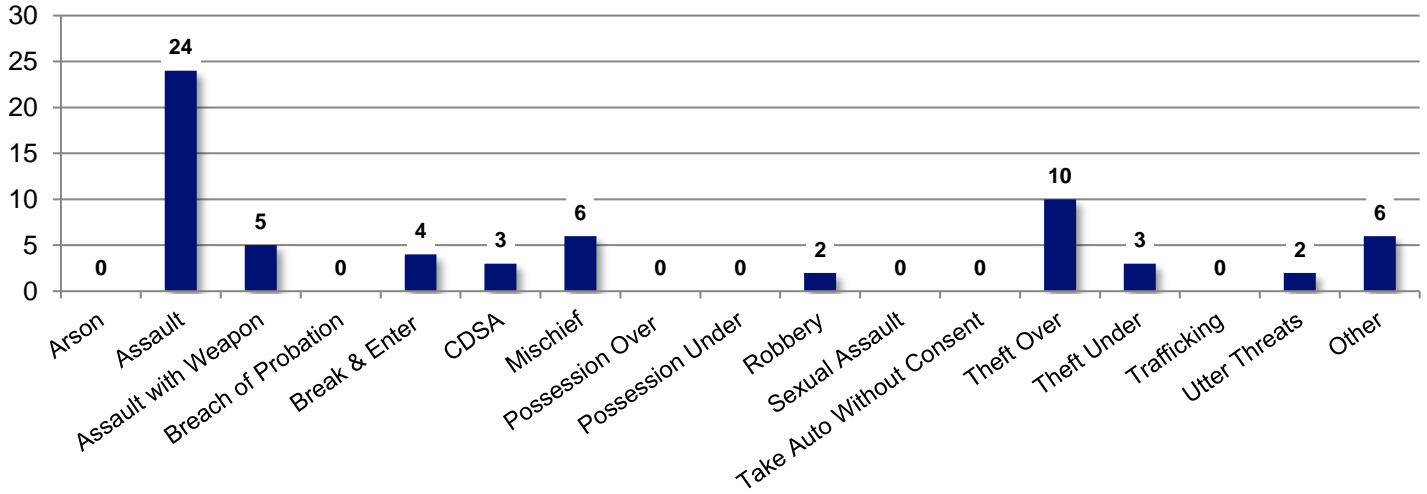
If a youth was found in contravention under the Controlled Drug Substance Act (C.D.S.A) or the Federal Cannabis Control Act 2017 and met qualifications, an Extrajudicial Measures referral was forwarded to The John Howard Society of Hamilton, Burlington and Area in lieu of criminal charges. The goal of the diversion program is to decrease the number of youth who are involved with the police, the judicial system and to educate on drug awareness.

In 2024, the John Howard Society received 65 Extrajudicial Measure Youth Pre-Charge Diversion Referrals for criminal offences from the Hamilton Police Service, a decrease of 16.6% from the 78 referrals in 2023.

Of the 65 referrals in 2024, 92.0% or 60 of the youth completed their designated diversion programs resulting with no youth criminal charges or a youth criminal record. The youth that failed to complete the program were charged accordingly with the original offence committed.

Figure 12 Pre-Charge Youth Diversions by Police
Source: Reference 6

2024 Diversions by Offence



Youth Mental Health Crisis

In 2014 the Chief’s Student Advisory Committee identified youth mental health as a critical concern and a coordinated approach was implemented in partnerships with the St. Joseph’s Health Care Youth Wellness Center, the Hamilton Police Service Mobile Crisis Rapid Response Team (M.C.R.R.T.), the Social Navigator Program (S.N.P.), the C.O.A.S.T. Program, Ron Joyce Medical Centre and McMaster Children’s Hospital.

These agencies and programs continue to assist youth who experience mental health crisis and complex presentations.

In 2024, the Hamilton Police Service responded to 302 individual youth between twelve and eighteen years of age for a Mental Health Crisis call for service.

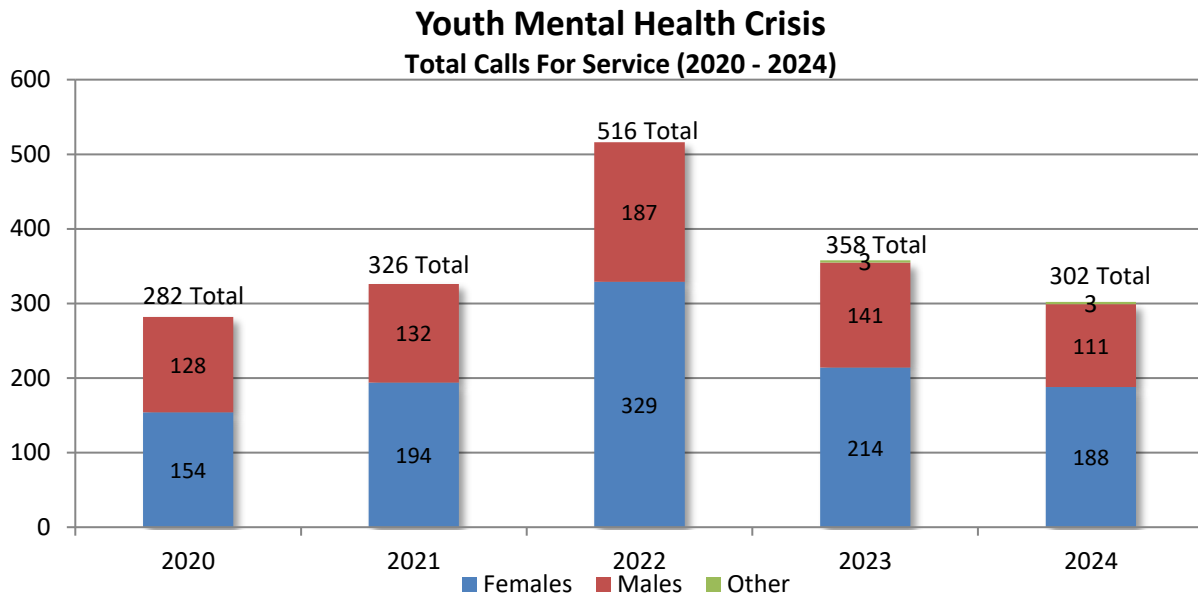
This represents a decrease of 15.6% or 56 less youth from 2023.

Of the 302 youth, 87 individual youth accessed services more than once, a decrease of 14.7% compared to 102 individual youth in 2023.

There were 533 calls for service resulting in 272 youth apprehensions for a mental health assessment.

This is a decrease of 15.5% apprehensions compared to the 322 youth in 2023.

Figure 13 Youth Mental Health Crisis
Source: Reference 1



Conclusion

The total number of youth between twelve and seventeen years of age involved in crime in the City of Hamilton for 2024 was 959 compared to 974 in 2023, an overall decrease of 1.5%.

When comparing 2024 to the 5-year average, there was an increase of youth involved in crime by 2.9%.

The Youth Criminal Justice Act (Y.C.J.A.) clearly states the promotion of long-term protection within our communities are best achieved in prevention, intervention and suppression through positive engagement with youth in a meaningful approach opposed to the formal justice system.

The Hamilton Police Service continues to develop innovative and strategic methods to engage our youth and our community to ensure safety, education and consultation.

The Hamilton Police Service developed innovative and strategic approaches to assist our youth and families through community collaboration relating to safety, engagement, education and consultation.

The Hamilton Police Service will continue to strive in addressing youth crime trends, victims of crime, youth in crisis and harm reduction within our communities.

Figure 15 Overall Youth Crime Stats

Source: Reference 1

| | 2023 | 2024 | Percentage Increase / Decrease |
|--|------------|------------|--------------------------------|
| Total Youth Charged and Not Charged | | | |
| Males Charged | 253 | 276 | + 9.0% |
| Females Charged | 95 | 71 | - 25.2% |
| Not Charged | 626 | 612 | - 2.2% |
| Total Youth Involved In Crime | 974 | 959 | - 1.5% |
| Youth Involvement in Violent Crime | | | |
| Males Charged | 96 | 91 | - 5.2% |
| Females Charged | 39 | 20 | - 48.7% |
| Not Charged | 327 | 331 | +1.2% |
| Total | 462 | 442 | - 4.3% |
| Youth Involvement in Property Crime | | | |
| Males Charged | 52 | 62 | +19.2% |
| Females Charged | 29 | 16 | - 44.8% |
| Not Charged | 214 | 185 | - 13.5% |
| Total | 295 | 263 | - 10.8% |
| Youth Involvement in Drug Offences | | | |
| Controlled Drug Substance Act | | | |
| Males Charged | 17 | 14 | - 17.6% |
| Females Charged | 1 | 1 | 0% |
| Not Charged | 4 | 3 | - 25.0% |
| Total Controlled Drug Substance Act – C.D.S.A. | 22 | 18 | - 18.1% |
| Cannabis Control Act, 2017 | | | |
| Federal Cannabis Act, 2017 (Post Oct. 17th, 2018) | | | |
| Males Charged | 0 | 0 | 0% |
| Females Charged | 0 | 0 | 0% |
| Not Charged | 0 | 0 | 0% |
| Total | 0 | 0 | 0% |
| Provincial Cannabis Act, 2017 (Post Oct. 17th, 2018) | | | |
| Total Provincial Offence Notices Issued | 1 | 1 | 0% |
| Totality of all Drug Related Charges | 23 | 19 | -17.3% |

References

- (1) The Hamilton Police Service, NICHE-UCR Occurrence Data as of January 6, 2025
- (2) Criminal Code of Canada, Youth Criminal Justice Act, s 4(a), amended December 18, 2019
- (3) The Hamilton Police Service, Senior Management Team (S.M.T.). Youth Coordinator Statistics, January 1, 2024 – December 31, 2024
- (4) Statistics Canada, Census Profile, 2021 Census Population, Profile table, Census Profile, 2021 Census of Population - Hamilton, Census division (CDR) [Census division], Ontario (statcan.gc.ca), viewed on April 19, 2023
- (5) Hamilton Police Service, Provincial Offence Notice Reports, January 1, 2024 – December 31, 2024
- (6) The Hamilton Police Service and John Howard Society of Hamilton, Burlington and Area, Senior Management Team (S.M.T.). Youth Coordinator Extrajudicial and Pre-Charge Diversion Statistics, January 1, 2024 – December 31, 2024